

Cash Reconciliation June 30, 2023

BANK ACCOUNTS

CivistaBank - budgetary	\$	353,575.98
Arbiter Athletic	\$	6,000.00
STAR Ohio-General 5.26%	\$	4,944,704.61
STAR Ohio-Construction Acct 5.26 %	\$	337,701.71
	\$	5,641,982.30

INVESTMENTS

Certificates of Deposit	\$	6,201,000.00
Commercial Paper	\$	-
Treasuries	\$	150,000.00
MBS holding account	\$	72,000.00
Investment Subtotal	\$	6,423,000.00

Total Account Balances	\$	12,064,982.30
-------------------------------	-----------	----------------------

ADJUSTMENTS TO BANK BALANCE

Outstanding Deposit	\$	(144.50)
Less Outstanding Checks/ET - budgetary		
Less Outstanding Checks - payroll	\$	(225,906.96)
Less Outstanding Electronic Transfers	\$	(289,629.07)
Plus Petty Cash on hand	\$	550.00

TOTAL ADJUSTED BANK BALANCE	*****	\$ 11,549,851.77
------------------------------------	--------------	-------------------------

ACCOUNT LEDGER (FINSUM REPORT)	*****	\$ 11,549,851.77
---------------------------------------	--------------	-------------------------

Difference		0.00
------------	--	------

Gross Depository Balances:

Civista	\$353,575.98
STAR Ohio general account	\$4,944,704.61
STAR Ohio construction account	\$337,701.71
Arbiter account	\$6,000.00

Total Depository Balances (Gross) \$5,641,982.30

Adjustments to Bank Balance:

Cash in Transit to Bank	\$0.00
Outstanding Checks	\$0.00
Adjustments:	
Outstanding deposits	(\$144.50)
Outstanding budgetary checks	(\$225,906.96)
Outstanding payroll checks	(\$289,629.07)
Outstanding electronic transfers	\$0.00

Total Adjustments to Bank Balance (\$515,680.53)

Investments:

Treasury Bonds and Notes	\$0.00
Certificate of Deposits	\$0.00
Other Securities	\$0.00
Other Investments:	
CD's	\$6,201,000.00
MBS holding account	\$72,000.00
Treasuries	\$150,000.00

Total Investments \$6,423,000.00

Cash on Hand:

Petty Cash:	
change drawers	\$500.00
Change Cash:	
BCI/FBI change	\$50.00
Cash with Fiscal Agent	\$0.00

Total Cash on Hand \$550.00

Total Balances \$11,549,851.77

Total Fund Balance \$11,549,851.77

Depository Clearance Accounts:

Total Clearance Account Balances \$0.00

NORWALK CITY SCHOOL DISTRICT
INTEREST ALLOCATION
June-23

	Month end Balance		Amount to credit
006-0000 CAFETERIA FUND	385,059.08	0.0330	981.56
007-1410-9031 FESSENDEN	3,131.62	0.0003	7.98
008-1410-9043 CRAIG	16,026.92	0.0014	40.85
008-1410-9044 Ken-Mar	176,372.94	0.0151	449.59
401-9023 Catholic FY22 & 23	93,113.30	0.0080	237.36
OTHER FUNDS 001-1410	10,981,841.14	0.9422	27,993.93
 TOTAL	 11,655,545.00	 1.0000	 \$29,711.27
 MONTH'S INTEREST**		 29,711.28	

CONSTRUCTION interest 004-1410 **1,453.93**

Total Monthly Interest **\$31,165.21**

PNC Acct	\$0.00
Key	\$0.00
Change in investments	\$0.00
Investment Interest	\$7,420.14
SDIT Interest	\$0.00
Star Plus	\$0.00
Star Ohio	\$22,291.14
Total Interest	\$29,711.28

CURRENT INVESTMENTS

June 30, 2023

BANK	#/CUSIP #	From	To	TYPE	RATE	AMOUNT
Multi Bank Securities	87165GYN6	7/20/2018	7/20/2023	Synchrony Bank	3.000 \$	200,000.00
Multi Bank Securities	254673-RV-0	7/25/2018	7/25/2023	Discover Bank	3.300 \$	48,000.00
Multi Bank Securities	29278TLN8	9/30/2019	9/13/2023	Enerbank USA Salt Lake City Utah CTF	1.850 \$	175,000.00
Multi Bank Securities	06610TED3	9/30/2019	9/29/2023	Bankers BK West Denver Col CTF	1.750 \$	175,000.00
Multi Bank Securities	947547NE1	9/30/2021	9/29/2023	WebBank Salt Lake	0.300 \$	175,000.00
Multi Bank Securities	404730CL5	10/2/2019	10/2/2023	Haddon Svgs Bk	1.750 \$	175,000.00
Multi Bank Securities	649447UE7	11/9/2020	11/9/2023	New York Cmnty Bk Westbury	0.300 \$	50,000.00
Multi Bank Securities	649447UK3	12/11/2020	12/11/2023	New York Cmnty Bk Westbury	0.350 \$	150,000.00
Multi Bank Securities	759701BK0	5/12/2023	2/15/2024	Renasant Bk Tupelo Miss	5.050 \$	125,000.00
Multi Bank Securities	48128WLE	3/15/2022	3/15/2024	JP Morgan Chase Columbus Oh	1.500 \$	248,000.00
Multi Bank Securities	87270LDS9	3/16/2021	3/18/2024	TIAA FSB Jacksonville FLA	0.350 \$	100,000.00
Multi Bank Securities	654062KZ0	9/28/2022	3/28/2024	Nicolet Natl Bk Greenbay WI	4.000 \$	52,000.00
Multi Bank Securities	337158AS8	5/16/2023	5/15/2024	First Horizon BK Memphis Tenn	5.100 \$	125,000.00
Multi Bank Securities	FHLN5422646	6/21/2022	6/21/2024	Federal Home Loan Banks	2.375 \$	125,000.00
Multi Bank Securities	00257TBL9	12/15/2021	6/24/2024	Abacus Fed Svngs Bank NY	0.500 \$	226,000.00
Multi Bank Securities	61760AL56	7/5/2019	7/5/2024	Morgan Stanley Private Bank	2.300 \$	150,000.00
Multi Bank Securities	949763-5F-9	1/13/2023	7/15/2024	Wells Fargo Bank	4.600 \$	75,000.00
Multi Bank Securities	14042RNE7	9/30/2019	8/21/2024	Capital One Natl Assn Mclean VA CTF	2.000 \$	100,000.00
Multi Bank Securities	14042TCB1	9/30/2019	8/21/2024	Capital One BK USA Natl Assn Glen Aller	2.000 \$	50,000.00
Multi Bank Securities	872308EW7	8/25/2021	8/23/2024	TCM Bank Tampa FL	0.400 \$	75,000.00
Multi Bank Securities	90348JS43	8/25/2021	8/26/2024	UBS Bank USA Salt Lake	0.550 \$	75,000.00
Multi Bank Securities	633368EY7	3/24/2021	9/24/2024	Nation Bk Comm Superior Wis	0.300 \$	100,000.00
Multi Bank Securities	17818GR0	11/23/2022	11/25/2024	City National Bank #17281	4.850 \$	125,000.00
Multi Bank Securities	066519RV3	12/8/2021	12/9/2024	Bank United Natl Assn Miami Lakes FL	0.950 \$	98,000.00
Multi Bank Securities	3130AQ-EG-4	1/10/2022	1/10/2025	Federal Home Loan banks	1.000 \$	75,000.00
Multi Bank Securities	3130AQ-EG-4	1/10/2022	1/10/2025	US Treasury NTS	1.375 \$	150,000.00
Multi Bank Securities	88241TKK5	3/19/2021	3/19/2025	Texas Exchange BK SSB Crowley	0.550 \$	200,000.00
Multi Bank Securities	78658RHM	3/28/2022	3/24/2025	Safra Natl Bank NY	2.000 \$	247,000.00
Multi Bank Securities	07371AH89	4/6/2022	4/2/2025	Beal Bank Plano TX	2.200 \$	82,000.00
Multi Bank Securities	FHLN5390539	4/28/2022	4/28/2025	Federal Home LN Banks	2.250 \$	150,000.00
Multi Bank Securities	6169OU5P1	5/10/2023	5/12/2025	Morgan Stanley Bank NA Salt Lake	4.850 \$	125,000.00
Multi Bank Securities	47804GKT9	5/12/2023	7/14/2025	John Marshall Bk Reston VA	4.700 \$	125,000.00

Multi Bank Securities	32022RNT	8/21/2020	8/19/2025	1st Finl BK USA Dakota Dunes SD	0.450	\$	100,000.00
Multi Bank Securities	29278TQU7	8/21/2020	8/21/2025	EnerBank USA Salt Lake City	0.500	\$	50,000.00
Multi Bank Securities	856285UJ8	9/30/2020	9/4/2025	State Bk India New York	0.500	\$	226,000.00
Multi Bank Securities	06251A2F6	10/6/2020	9/15/2025	Bank Hapoalim New York	0.450	\$	175,000.00
Multi Bank Securities	05580AXF6	9/30/2020	9/25/2025	BMW BK North America	0.500	\$	124,000.00
Multi Bank Securities	02589A-E4-0	10/12/2022	10/14/2025	American Express Natl Bank	4.350	\$	175,000.00
Multi Bank Securities	38149MQ48	12/15/2021	12/15/2025	Goldman Sachs Bk USA NY	1.000	\$	150,000.00
Multi Bank Securities	538036NY6	3/16/2021	3/16/2026	Live Oak Bkg Wilmington NC	0.750	\$	200,000.00
Multi Bank Securities	05600XCL2	3/18/2021	3/18/2026	BMO Harris BK Natl Assn Chicago IL	0.800	\$	200,000.00
Multi Bank Securities	6169OU5U0	5/10/2023	5/11/2026	Morgan Stanley Bk NA Salt Lake City Utah	4.650	\$	115,000.00
Multi Bank Securities	FHLN5327943	12/29/2021	12/29/2026	Federal Home Ln Banks Tranche 00112	0.800	\$	150,000.00
Multi Bank Securities	61768ETD5	5/10/2023	5/10/2027	Morgan Stanley Private Bk Natl Assn Pur N	4.600	\$	95,000.00
Multi Bank Securities	90355GDE3	5/10/2023	5/10/2027	UBS BK USA Salt Lake UT	4.500	\$	173,000.00

Norwalk City School District

FUND BALANCE REPORT

June 30, 2023

Fund	Balance
General	5,938,843.25
Bond Retirement	1,646,893.46
Permanent Improvement	927,320.89
Building Fund	337,702.76
Food Service	386,050.29
Staff funds/scholarships	29,582.49
Endowments	197,390.30
Resale School supply	1,672.79
Principal's Funds	60,537.11
Local grants	14,958.39
OHSAA Tournament	0.00
Severance fund	332,586.49
Student Activities	72,927.39
Athletics	161,244.94
Auxiliary Services (Norwalk Catholic state funds)	92,883.48
Preschool state grant	0.00
Data Communications	0.00
HSTW	0.00
Student Wellness and Success Fund	699,820.24
School Bus/BWC State safety Grant/State Mental Health	29,738.89
ESSERS Federal Grant	0.00
IDEA-B:Special Education	10,881.49
LEP Title III	0.00
Title I	467.18
Title IV	0.00
Preschool Spec Ed	8,349.94
Title II-A	0.00
School Safety 599 Grant	600,000.00

Total	\$11,549,851.77
--------------	------------------------

Norwalk City School District

COMPARATIVE FINANCIAL STATEMENT

June 30, 2023

General Fund only - 001

	June 2023	June 2022	MONTHLY DIFFERENCE	FY23 YTD	FY22 YTD	ANNUAL DIFFERENCE
<u>REVENUE:</u>						
Real Estate Taxes	0	0	0	8,104,070	7,767,788	336,281
Personal Tangible	0	0	0	754,373	696,716	57,657
Income Tax	0	0	0	2,965,902	2,611,581	354,321
State funding	1,270,560	1,012,033	258,527	13,979,146	13,759,325	219,821
State restricted funding	103,656	71,647	32,009	1,247,940	1,279,126	-31,187
Property Tax Allocation	0	0	0	988,486	952,115	36,371
All Other Operating Revenue	168,161	55,694	112,467	959,027	889,415	69,612
Non-Operating Revenue	0	560	-560	29,834	298,453	-268,619
TOTAL REVENUE:	1,542,377	1,139,934	402,443	29,028,776	28,254,519	774,257
<u>EXPENSES:</u>						
Salaries & Wages	1,631,752	1,311,059	320,693	16,267,846	15,510,798	757,048
Fringe Benefits	599,260	561,356	37,904	6,751,148	6,569,595	181,552
Purchased Services	451,724	381,484	70,240	4,299,800	4,519,592	-219,792
Supplies & Texts	194,479	71,414	123,064	1,207,745	898,469	309,276
Capital Outlay	2,490	0	2,490	196,941	14,208	182,732
Transfers/Advances Out	0	0	0	0	0	0
Other Expenses	7,777	6,524	1,252	338,528	352,163	-13,635
TOT EXPENDITURES	2,887,480	2,331,837	555,643	29,062,007	27,864,825	1,197,182
Revenues - Expenditures	-1,345,103	-1,191,903		-33,231	389,694	

Norwalk City School District

FISCAL YEAR TO DATE COMPARED TO FORECAST

June 30, 2023

General Fund only - 001

	FY 23 YTD ACTUAL	FY 23 FORECAST	YTD PERCENT OF FORECAST	Amount to be Received/Expended
BEGINNING CASH BALANCE				
<u>REVENUE:</u>				
Real Estate Taxes	8,104,070	8,104,070	100.00%	0
Personal Tangible	754,373	754,373	100.00%	0
Income Tax	2,965,902	2,965,902	100.00%	0
State funding	13,979,146	13,962,250	100.12%	-16,896
State restricted funding	1,247,940	1,244,944	100.24%	-2,996
Property Tax Allocation	988,486	988,986	99.95%	500
All Other Operating Revenue	959,027	1,014,896	94.50%	55,869
Non-Operating Revenue	29,834	29,834	100.00%	0
TOTAL REVENUE:	29,028,776	29,065,255	99.87%	36,478
<u>EXPENSES:</u>				
Salaries & Wages	16,267,846	15,999,208	101.68%	-268,638
Fringe Benefits	6,751,148	6,804,437	99.22%	53,289
Purchased Services	4,299,800	4,483,784	95.90%	183,984
Supplies & Texts	1,207,745	1,218,950	99.08%	11,205
Capital Outlay	196,941	192,406	102.36%	-4,535
Transfers Out	0	0		0
Other Expenses	338,528	362,692	93.34%	24,164
TOT EXPENDITURES	29,062,007	29,061,477	100.00%	-530
Revenues - Expenditures	-33,231	3,778		

Start Date: 06/01/2023

End Date: 06/30/2023

Norwalk City School District

June 2023 Disbursement Report

Check #	Primary Name	Vendor #	Date	Amount	Check Type
231913	Air Extreme Ohio L.L.C.	1423	6/8/2023	\$ 2,250.00	Check
231914	Heyman, Tracy	2467	6/8/2023	21.06	Check
231915	Bergman, Amy	2497	6/8/2023	25.41	Check
231916	City Of Norwalk	3033	6/8/2023	8,717.10	Check
231917	BSN Sports	3222	6/8/2023	9,919.53	Check
231918	Cole, Jeff	3940	6/8/2023	19.89	Check
231919	Dennison, Mary Beth	4168	6/8/2023	17.42	Check
231920	North Point Educational	5040	6/8/2023	1,853.50	Check
231921	Fitness Finders, Inc	6267	6/8/2023	114.96	Check
231922	Gopher Sport	7096	6/8/2023	7,842.24	Check
231923	Houghton Mifflin Harcourt Co	8042	6/8/2023	21,160.93	Check
231924	Huron County General Health	8054	6/8/2023	900.00	Check
231925	Jostens	10084	6/8/2023	19.15	Check
231926	Jackson, Christopher	10110	6/8/2023	350.00	Check
231927	Jones School Supply Co Inc	10119	6/8/2023	152.00	Check
231928	Lakeshore Learning Materials	12072	6/8/2023	18,657.89	Check
231929	Laser Images	12122	6/8/2023	933.00	Check
231930	Lifetouch National School	12251	6/8/2023	180.00	Check
231931	Love, Harrison	12348	6/8/2023	115.00	Check
231932	Myers Equipment Corporation	13078	6/8/2023	225.94	Check
231933	Millers Market	13101	6/8/2023	421.26	Check
231934	Miller Landscape Construction	13237	6/8/2023	4,177.00	Check
231935	Moore, Barbara	13379	6/8/2023	22.01	Check
231936	Napa Auto Parts	14047	6/8/2023	1,438.77	Check
231937	Norwalk Police	14051	6/8/2023	212.01	Check
231938	Nobil's Sports & Trophies	14151	6/8/2023	1,447.00	Check
231939	North Central Ohio ESC	14278	6/8/2023	2,430.00	Check
231940	Ohio Edison Company	15010	6/8/2023	134.91	Check
231941	Ohio Assoc Of Elementary	15064	6/8/2023	993.00	Check
231942	OAEP	15264	6/8/2023	50.00	Check
231943	Pepple & Waggoner	16231	6/8/2023	1,654.00	Check
231944	Perkins Local School District	16237	6/8/2023	250.00	Check
231945	Pigman, Derek	16369	6/8/2023	16.07	Check
231946	Rettig Music, Inc.	18024	6/8/2023	75.00	Check
231947	Roberts Rentals	18040	6/8/2023	349.00	Check
231948	Really Good Stuff, Inc	18296	6/8/2023	124.84	Check
231949	Rochester 100 Inc	18309	6/8/2023	580.00	Check
231950	San-Bay Chemical And	19009	6/8/2023	1,344.74	Check
231951	Schlotterer, Joshua	19021	6/8/2023	478.22	Check
231952	Stanton's Sheet Music	19082	6/8/2023	125.17	Check
231953	Schmenk, Ronda	19112	6/8/2023	41.57	Check
231954	Stillman, Ratiba	19114	6/8/2023	119.71	Check
231955	Scholastic, Inc	19184	6/8/2023	4,329.11	Check
231956	Futronics, Inc	19187	6/8/2023	921.20	Check
231957	Sherwin Williams Company	19275	6/8/2023	52.64	Check

Start Date: 06/01/2023

End Date: 06/30/2023

Norwalk City School District

June 2023 Disbursement Report

Check #	Primary Name	Vendor #	Date	Amount	Check Type
231958	Smetzer Paint & Supply	19573	6/8/2023	\$ 288.78	Check
231959	Scheid, Raymond J.	19648	6/8/2023	100.00	Check
231960	Schindler Elevator Corp	19704	6/8/2023	1,071.14	Check
231961	Tuffman Equipment & Supply Ltd	20078	6/8/2023	172.36	Check
231962	Therapro, Inc.	20260	6/8/2023	96.00	Check
231963	TK Elevator	20265	6/8/2023	1,490.08	Check
231964	Wal-Mart	23253	6/8/2023	1,483.05	Check
231965	Catering By Design	334337	6/8/2023	1,508.00	Check
231966	Osborn, Beth	334482	6/8/2023	19.72	Check
231967	Snyder, Terry	334488	6/8/2023	53.60	Check
231968	Peacock Water	334515	6/8/2023	494.75	Check
231969	Twary, Dennis	334525	6/8/2023	3.12	Check
231970	Marco's Pizza	334585	6/8/2023	17.98	Check
231971	Diaz-Rivera, Melissa	334682	6/8/2023	75.54	Check
231972	Great Lakes Truck Centers	334725	6/8/2023	13.65	Check
231973	Brown, Anna	334948	6/8/2023	26.40	Check
231974	AVL Systems LLC	334993	6/8/2023	2,489.67	Check
231975	Cintas Corporation	335015	6/8/2023	403.65	Check
231976	Golden, Savannah	335030	6/8/2023	77.43	Check
231977	Higgins, Jason	335058	6/8/2023	107.42	Check
231978	FOLLETT CONTENT SOLUTIONS	335077	6/8/2023	1,022.14	Check
231979	Stats Medic LLC	335150	6/8/2023	232.00	Check
231980	Grabill, Kaitlyn	335152	6/8/2023	332.88	Check
231981	Ehret, Tori	335157	6/8/2023	166.94	Check
231982	Springer, Beth	335181	6/8/2023	25.75	Check
231983	Nave, Scott	335189	6/8/2023	600.00	Check
231984	Conley, Darren	335190	6/8/2023	5,000.00	Check
231985	Christian Children's Home of Ohio, Inc	335203	6/8/2023	4,000.00	Check
231986	Haugland Learning Center, LLC	335238	6/8/2023	8,123.50	Check
231987	Hans' Truck and Trailer Repair Inc	335249	6/8/2023	975.32	Check
231988	Modular Holding I LLC	335262	6/8/2023	17,250.00	Check
231989	Oberlin Historical & Improvement Organization	335273	6/8/2023	582.00	Check
231990	EFI Global, Inc	335298	6/8/2023	1,380.00	Check
231991	Mello, Gregg W.	335303	6/8/2023	200.00	Check
231992	Waste Management	900044	6/8/2023	4,195.49	Check
231993	Amazon	900046	6/8/2023	16,073.93	Check
291994	Gordon Food Service	900011	6/8/2023	1,205.06	Electronic
291995	Marathon Petroleum	900031	6/8/2023	813.40	Electronic
291996	Frontier	900032	6/8/2023	4,918.71	Electronic
291997	Treasurer State of Ohio	900033	6/8/2023	885.50	Electronic
291998	ExxonMobil	900041	6/8/2023	13,854.14	Electronic
291999			6/12/2023	901,846.76	Electronic
292000	STATE TEACHERS	900000	6/13/2023	163,198.00	Electronic
292001	SCHOOL EMPLOYEES	900001	6/13/2023	46,218.00	Electronic
2932006	Fisher-Titus Medical Center	6068	6/13/2023	748.80	Check
2932019	North Point Educational	5040	6/13/2023	27,225.79	Check
2932020	North Point	5040	6/13/2023	21,350.27	Check

Start Date: 06/01/2023

End Date: 06/30/2023

Norwalk City School District

June 2023 Disbursement Report

Check #	Primary Name	Vendor #	Date	Amount	Check Type
	Educational				
231994	Nutrition Group, The	334984	6/14/2023	\$ 59,760.79	Check
231995	PNC - Purchasing Card	900017	6/14/2023	8,828.32	Electronic
292002	Foundation deduction	900012	6/16/2023	181,211.63	Electronic
2931996	ABA Outreach Services, LLC	334807	6/16/2023	891.25	Check
2931997	Bay Area Council	22215	6/16/2023	6,306.95	Check
2931998	Bell Equipment & Refrigeration	2634	6/16/2023	16,914.00	Check
2931999	Cardinal Bus Sales & Service	4045	6/16/2023	344.84	Check
2932000	Carter Lumber	3469	6/16/2023	264.26	Check
2932001	Cintas Corporation	335015	6/16/2023	167.98	Check
2932002	Creative Learning Co, LLC	335314	6/16/2023	1,498.00	Check
2932003	Domino's Pizza/Pie R Squared LLC	4035	6/16/2023	90.00	Check
2932004	Esc Of Lorain County	12159	6/16/2023	1,339.35	Check
2932005	Fisher-Titus Medical Center	6068	6/16/2023	32,065.90	Check
2932007	Futronics, Inc	19187	6/16/2023	645.00	Check
2932008	Houghton Mifflin Harcourt Co	8042	6/16/2023	7,180.52	Check
2932009	Huron County Family & Children	8428	6/16/2023	10,000.00	Check
2932010	Jacalyn Houck Photography LLC	334586	6/16/2023	333.50	Check
2932011	Jostens	10084	6/16/2023	2,380.00	Check
2932012	LearnWell	335128	6/16/2023	119.70	Check
2932013	Lorain County Comm. College	12037	6/16/2023	75.00	Check
2932014	Millers Market	13101	6/16/2023	193.33	Check
2932015	Modern Office Methods Inc	335122	6/16/2023	894.01	Check
2932016	Myers Equipment Corporation	13078	6/16/2023	338.32	Check
2932017	Nobil's Sports & Trophies	14151	6/16/2023	1,103.00	Check
2932018	North Point Educational	5040	6/16/2023	38,049.80	Check
2932021	Norwalk Ace Hardware	14044	6/16/2023	174.17	Check
2932022	O Supplies	18315	6/16/2023	1,246.21	Check
2932023	Ohio Developmental Supports, LLC	334818	6/16/2023	30,920.00	Check
2932024	Ohio Edison Company	15010	6/16/2023	28,002.93	Check
2932025	Parchment LLC	334713	6/16/2023	2,014.00	Check
2932026	PaySchools	334396	6/16/2023	309.67	Check
2932027	Perez, Elena	16059	6/16/2023	146.31	Check
2932028	Polen Implement, Inc.	16050	6/16/2023	192.42	Check
2932029	Renaissance Learning	1268	6/16/2023	3,060.00	Check
2932030	Rock & Roll Express DJ Company	18002	6/16/2023	500.00	Check
2932031	Schild's IGA	19026	6/16/2023	215.87	Check
2932032	Schmidt, Julie	334390	6/16/2023	312.27	Check
2932033	Sherwin Williams Company	19275	6/16/2023	263.20	Check
2932034	Smetzer Paint & Supply	19573	6/16/2023	1,232.28	Check
2932035	Smetzer Security Systems	23139	6/16/2023	180.00	Check
2932036	Stanton's Sheet Music	19082	6/16/2023	15.00	Check

Start Date: 06/01/2023

End Date: 06/30/2023

Norwalk City School District

June 2023 Disbursement Report

Check #	Primary Name	Vendor #	Date	Amount	Check Type
2932037	Taylor Pest Control LLC	335159	6/16/2023	\$ 300.00	Check
2932038	Threat Extinguisher, LLC	334804	6/16/2023	1,080.00	Check
2932039	Tofts Dairy Inc.	20101	6/16/2023	46.20	Check
2932040	Transportation Accessories Co.	20030	6/16/2023	86.11	Check
2932041	TSC Stores	20001	6/16/2023	153.98	Check
2932042	US Bank	21102	6/16/2023	9,758.06	Check
2932043	Webb, Lindsay	12357	6/16/2023	52.14	Check
2932044	Welch, Robin	16018	6/16/2023	7,162.50	Check
2932045	Gordon Food Service	900011	6/16/2023	1,040.86	Electronic
231996	Richardson, Natasha	335317	6/22/2023	97.15	Check
231997	Dupont, Joyce	10	6/23/2023	273.08	Check
231998	Columbia Gas Of Ohio Inc	3044	6/23/2023	3,761.14	Check
231999	Cooley, Bradley E.	3889	6/23/2023	256.96	Check
232000	Fisher-Titus Medical Center	6068	6/23/2023	8,760.65	Check
232001	First Communications, LLC	6118	6/23/2023	67.52	Check
232002	Baker, Callie R.	7361	6/23/2023	145.41	Check
232003	Schlotterer, Rachel	8154	6/23/2023	115.28	Check
232004	Kania, Patrick	11017	6/23/2023	251.06	Check
232005	Kimball Midwest	11130	6/23/2023	992.89	Check
232006	Lorain County Comm. College	12037	6/23/2023	1,975.00	Check
232007	Lloyd, Tiffany	12157	6/23/2023	323.00	Check
232008	Moore, Kenneth A.	13273	6/23/2023	159.00	Check
232009	Norwalk Ace Hardware	14044	6/23/2023	171.81	Check
232010	Ohio Assoc Of Elementary	15064	6/23/2023	199.00	Check
232011	OASBO Inc	15101	6/23/2023	856.00	Check
232012	Orzech, Donnelle	15211	6/23/2023	22.23	Check
232013	Ohio Schools Council	15223	6/23/2023	640.46	Check
232014	Rettig Music, Inc.	18024	6/23/2023	2,071.01	Check
232015	O Supplies	18315	6/23/2023	1,223.46	Check
232016	Stanton's Sheet Music	19082	6/23/2023	1,196.83	Check
232017	Transportation Accessories Co.	20030	6/23/2023	373.12	Check
232018	Scenario Learning, LLC	20358	6/23/2023	2,000.28	Check
232019	Wal-Mart	23253	6/23/2023	167.45	Check
232020	Wilson Language Training	23288	6/23/2023	1,509.84	Check
232021	Marco's Pizza	334585	6/23/2023	67.87	Check
232022	Great Lakes Electric	334660	6/23/2023	209.15	Check
232023	Kipp, Sarah	334661	6/23/2023	225.00	Check
232024	Firelands Local, LLC	334674	6/23/2023	72.20	Check
232025	EMS Linq, Inc.	334733	6/23/2023	4,913.06	Check
232026	Smith's Tree Service, LLC	334744	6/23/2023	3,300.00	Check
232027	The Entrepreneurial Learning	334746	6/23/2023	99.00	Check
232028	Ohio Developmental Supports, LLC	334818	6/23/2023	12,729.00	Check
232029	Ruling Our eXperiences, Inc.	334939	6/23/2023	80.00	Check
232030	SIMPLE SOLUTIONS LEARNING, INC.	335028	6/23/2023	2,080.00	Check

Start Date: 06/01/2023

End Date: 06/30/2023

Norwalk City School District June 2023 Disbursement Report

Check #	Primary Name	Vendor #	Date	Amount	Check Type
232031	Alco-Chem, Inc	335274	6/23/2023	\$ 10,423.08	Check
232032	Pittenger, Donna	335318	6/23/2023	56.00	Check
232033	Amazon	900046	6/23/2023	5,036.08	Check
232034	Arbiter Pay	335013	6/23/2023	1,413.00	Electronic
232035	Arizona State University	335320	6/26/2023	2,500.00	Check
232036	Baldwin Wallace University	2062	6/26/2023	1,000.00	Check
232037	BGSU Firelands	2081	6/26/2023	12,500.00	Check
232038	Bluffton College	2290	6/26/2023	4,500.00	Check
232039	Bowling Green State University	2325	6/26/2023	9,500.00	Check
232040	Defiance College	4118	6/26/2023	3,500.00	Check
232041	Heidelberg University	8069	6/26/2023	1,000.00	Check
232042	Kent State University	11035	6/26/2023	8,900.00	Check
232043	Lorain County Comm. College	12037	6/26/2023	1,500.00	Check
232044	Miami University	13099	6/26/2023	5,500.00	Check
232045	Oberlin College	335321	6/26/2023	6,400.00	Check
232046	Ohio Northern University	15036	6/26/2023	2,500.00	Check
232047	Ohio University	15021	6/26/2023	3,500.00	Check
232048	Owen's Community College	334716	6/26/2023	4,500.00	Check
232049	Terra State Community College	20072	6/26/2023	8,000.00	Check
232050	The Ohio State University	20047	6/26/2023	3,000.00	Check
232051	Tiffin University	334590	6/26/2023	8,000.00	Check
232052	Trine University	335322	6/26/2023	500.00	Check
232053	University of Cincinnati	335140	6/26/2023	3,800.00	Check
232054	University Of Findlay	21081	6/26/2023	1,000.00	Check
232055	University of Mount Union	13077	6/26/2023	3,400.00	Check
292003			6/28/2023	822,675.47	Electronic
232056	AED Superstore	1041	6/29/2023	882.00	Check
232057	Bill's Irrigation	2491	6/29/2023	1,520.00	Check
232058	Bluum of Minnesota, LLC	20080	6/29/2023	1,499.00	Check
232059	Cardinal Bus Sales & Service	4045	6/29/2023	733.38	Check
232060	Cintas Corporation	335015	6/29/2023	16.04	Check
232061	Drossco Custom Hardwood	4266	6/29/2023	7,875.00	Check
232062	Fetherolf, Jill	6306	6/29/2023	157.54	Check
232063	Firelands Local, LLC	334674	6/29/2023	85.00	Check
232064	FOLLETT CONTENT SOLUTIONS	335077	6/29/2023	102.36	Check
232065	Forte Music	3282	6/29/2023	592.00	Check
232066	IdentiSys	9123	6/29/2023	3,198.56	Check
232067	Institute for Multi-Sensory	334749	6/29/2023	1,500.00	Check
232068	King, Jennifer S.	11226	6/29/2023	988.46	Check
232069	Kluding, Patricia A.	11240	6/29/2023	209.88	Check
232070	Lakeshore Learning Materials	12072	6/29/2023	804.89	Check
232071	Laser Images	12122	6/29/2023	360.00	Check
232072	Mason, Carol	13211	6/29/2023	168.06	Check
232073	Miller, Sue Ann	13762	6/29/2023	292.11	Check

Start Date: 06/01/2023

End Date: 06/30/2023

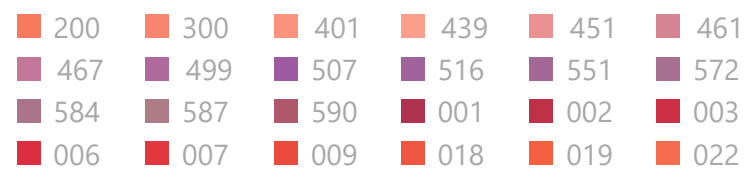
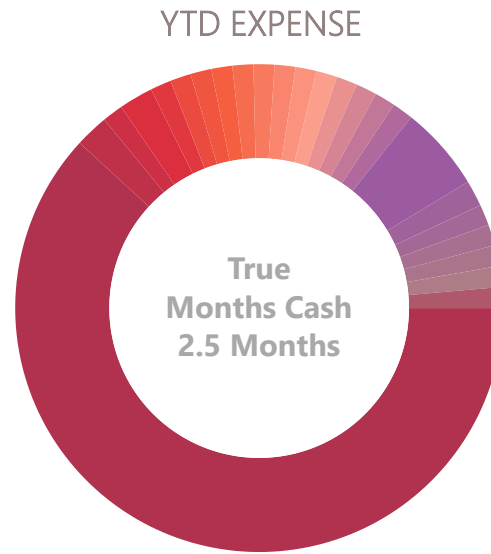
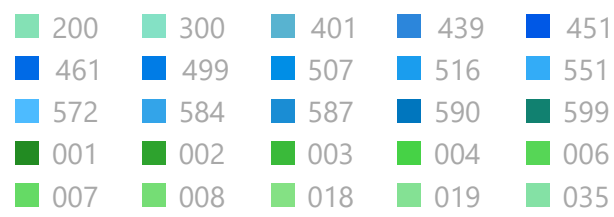
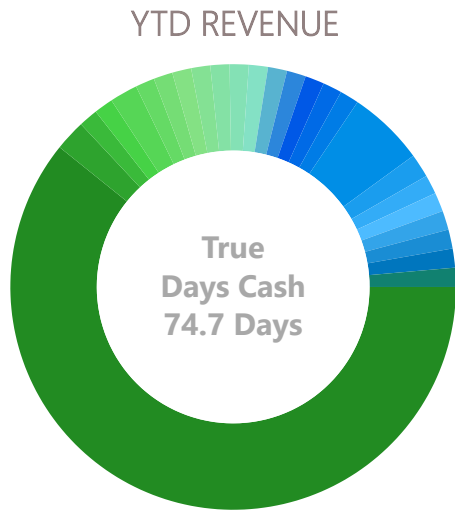
Norwalk City School District

June 2023 Disbursement Report

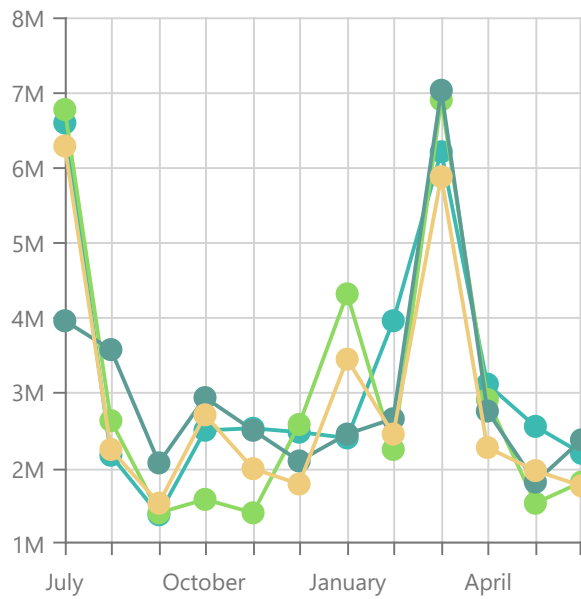
Check #	Primary Name	Vendor #	Date	Amount	Check Type
232074	Napa Auto Parts	14047	6/29/2023	\$ 563.68	Check
232075	North Point Educational	5040	6/29/2023	489.77	Check
232076	OAEP	15264	6/29/2023	235.00	Check
232077	Ohio Coalition for Equity & Adequacy of School Funding	334954	6/29/2023	4,926.00	Check
232078	Ohio Developmental Supports, LLC	334818	6/29/2023	8,330.00	Check
232079	Ohio Edison Company	15010	6/29/2023	103.35	Check
232080	Pepple & Waggoner	16231	6/29/2023	1,273.00	Check
232081	Read Naturally	18362	6/29/2023	1,380.00	Check
232082	Rexel USA, Inc.	14234	6/29/2023	570.87	Check
232083	Robertson, Kathleen	11173	6/29/2023	144.12	Check
232084	San-Bay Chemical And	19009	6/29/2023	254.66	Check
232085	SC Strategic Solutions	19109	6/29/2023	930.76	Check
232086	School Specialty, LLC	335002	6/29/2023	74.50	Check
232087	Stanton's Sheet Music	19082	6/29/2023	107.35	Check
232088	Studies Weekly, Inc.	19115	6/29/2023	965.83	Check
232089	Tek Seal	20369	6/29/2023	350.00	Check
232090	Transportation Accessories Co.	20030	6/29/2023	68.50	Check
232091	Westcott's Arctic Shaved Ice LLC	335008	6/29/2023	472.50	Check
232093	Frontier	900032	6/29/2023	4,918.71	Electronic
232094	Gordon Food Service	900011	6/29/2023	720.58	Electronic
292004	Huron Erie School Employees Insurance	900034	6/29/2023	382,075.89	Electronic
292005	MEDICARE	900003	6/29/2023	24,216.39	Electronic
292006	Vision Service Plan	900042	6/29/2023	3,383.27	Electronic
292007	OSC Life Insurance	900043	6/29/2023	1,822.65	Electronic
232097	Catering By Design	334337	6/30/2023	1,473.00	Check
232098	City Of Norwalk	3033	6/30/2023	6,475.20	Check
232099	Modern Office Methods Inc	335122	6/30/2023	1,001.61	Check
232100	North Point Educational	5040	6/30/2023	82,773.89	Check
232101	Phonak, LLC	334383	6/30/2023	1,202.99	Check
232102	Rexel USA, Inc.	14234	6/30/2023	795.70	Check
232103	Sandor, Michelle	19116	6/30/2023	100.15	Check
232104	SC Strategic Solutions	19109	6/30/2023	9,579.96	Check
232105	White, Jackie	335166	6/30/2023	317.29	Check
232106	Marathon Petroleum	900031	6/30/2023	503.21	Electronic
232107	ExxonMobil	900041	6/30/2023	2,172.36	Electronic
240033	Hoon, Pamela	335326	6/30/2023	100.00	Check
292008	Severance Transfer	335004	6/30/2023	11,152.15	Electronic
292009	BANK CHARGES	900028	6/30/2023	696.83	Electronic
Grand Total				\$ 3,370,833.14	

Norwalk City School District: Dashboard

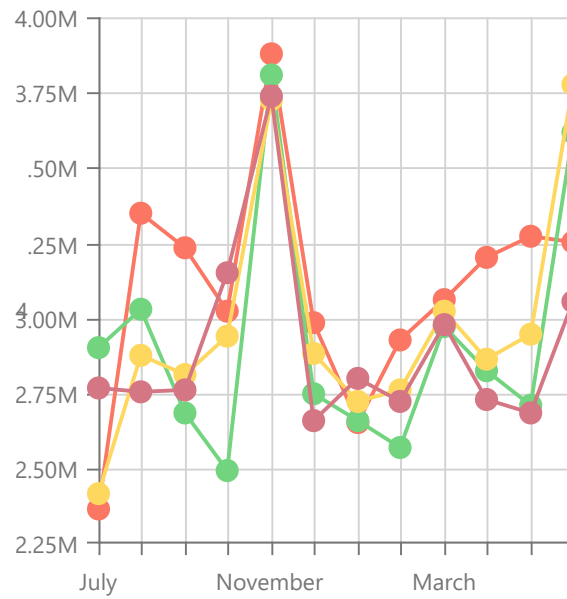
Name	Current Cash	Encumbrances	Unenc. Cash	Last Ytd Cash	% Chg
Cash in Bank All Funds	\$11,549,952	\$1,213,164	\$10,336,787	\$12,484,396	-7.48
General Funds	\$5,938,943	\$180,159	\$5,758,784	\$8,079,444	-26.49
Top 10 Funds	\$11,227,953	\$1,067,107	\$10,160,846	\$12,107,284	-7.26



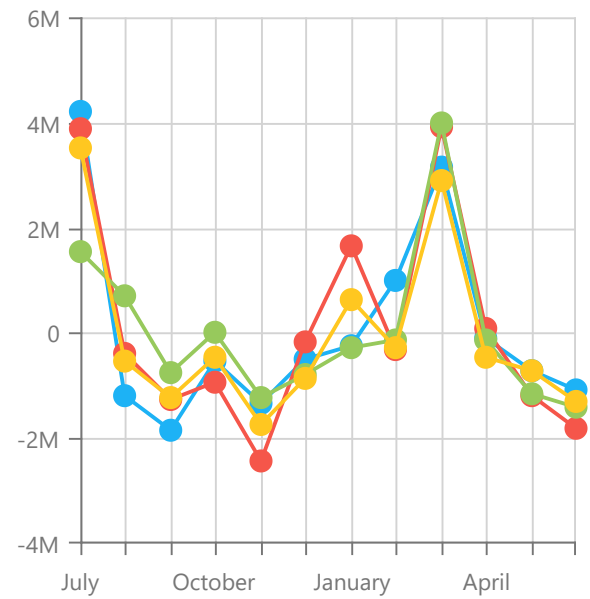
MONTHLY REVENUE COMPARISON



MONTHLY EXPENSE COMPARISON



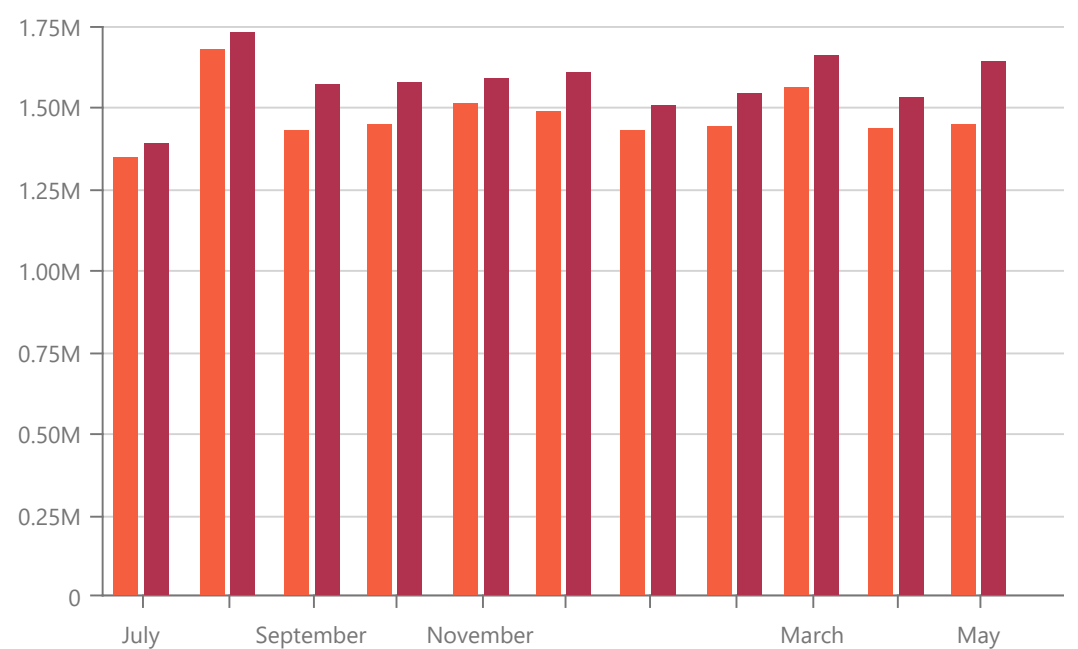
MONTHLY NET INCOME COMPARISON



Top 10 Funds

Fund	Description	FYTD Cash	LYTD Cash
001	GENERAL FUND	5,938,943	7,557,697
002	BOND RETIREMENT-HI...	1,646,893	1,614,017
003	PERMANENT IMPROVE...	927,321	703,215
467	Student Wellness and S...	699,820	492,815
599	School Safety Grant OF...	600,000	0
006	FOOD SERVICES (CAFE...	386,050	422,199
004	BUILDING-NEW HIGH S...	337,703	324,762
035	Severance benefits Fund	332,586	183,527
008	ENDOWMENT - SCHOL...	197,390	114,670
300	Athletics and Student A...	161,245	121,935

Salaries



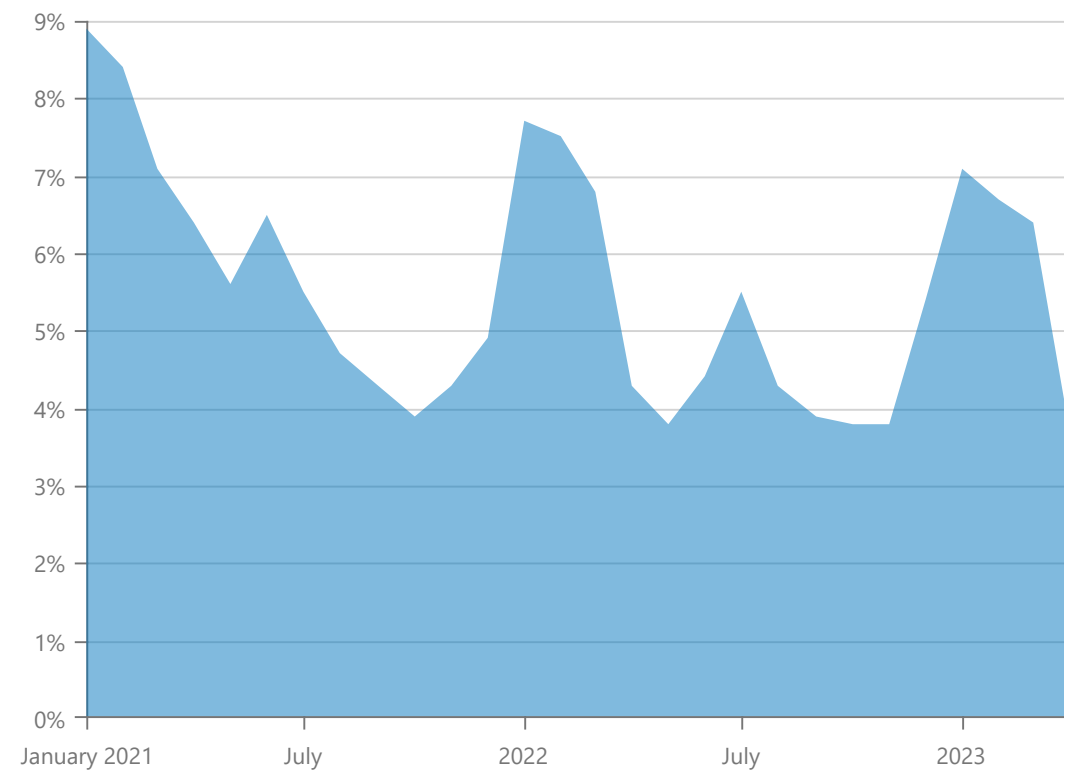
MOE Comparison

Current YTD	Last YTD	\$ Diff	% Diff	LY Total
\$6,610,092	\$6,338,829	\$271,264	4.28	\$6,338,829

STAR Ohio Rate as of 7/13/2023

Total Shares:	22.975Billion
Overnight Yield:	5.27%
Annualized Yield:	5.40%
Daily Dividend Rate:	0.0001444370
Average Days to Maturity:	38.8days

Unemployment: Huron County, OH



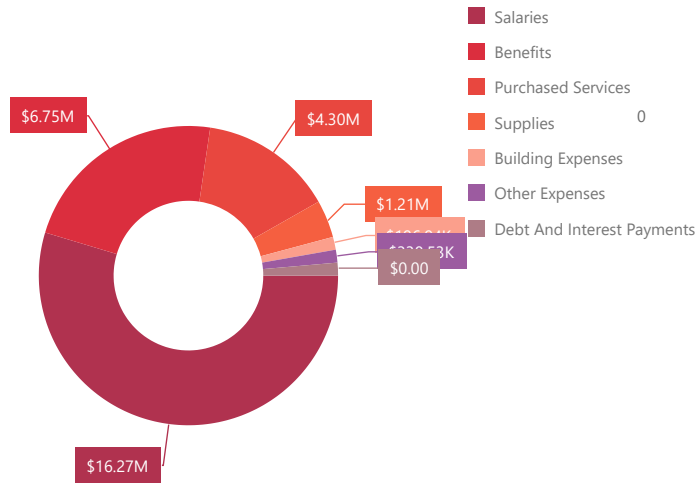
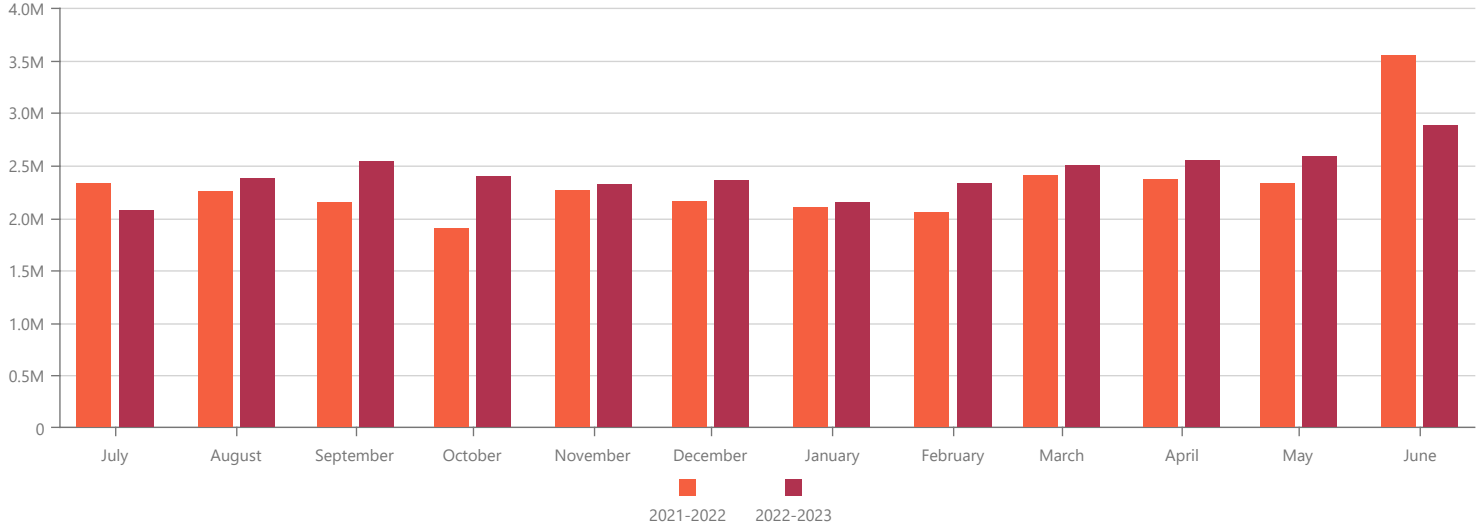
Norwalk City School District: Expenses

YTD General Fund Expenditures (2022-2023)

YTD EXPENSE	\$ CHANGE	% CHANGE
\$29,061,907.46	\$1,197,081.9	4.30%

Last YTD General Fund Expenditures (2021-2022)

THIS MONTH THIS YR	THIS MONTH LAST YR	LAST YTD
\$2,887,380.36	\$3,541,552.34	\$27,864,825.56



Obj #	Description	YTD	Last YTD	% (+/-)	\$ (+/-)
111	Salaries - Certified teaching staff	\$12,056,455.83	\$11,648,759.58	3.50	\$407,696.25
141	Salaries - Classified Support Staff	\$3,074,901.24	\$2,812,893.19	9.31	\$262,008.05
241	Medical Insurance Certified	\$2,836,217.65	\$2,621,279.98	8.20	\$214,937.67
211	STRS -Employer Share 14% Certified	\$1,644,477.66	\$1,799,182.99	-8.60	\$-154,705.33
474	Excess Costs for Special Education	\$1,600,648.02	\$1,821,012.57	-12.10	\$-220,364.55
251	Medical Insurance Support Staff	\$1,058,876.03	\$971,106.70	9.04	\$87,769.33
221	SERS-Employer Share 14% Support Staff	\$513,523.54	\$489,562.80	4.89	\$23,960.74
511	Classroom Supplies	\$465,277.24	\$288,515.98	61.27	\$176,761.26

Obj #	Description		YTD	Last YTD	% (+/-)	\$ (+/-)
423	Repairs and Maintenance Services		\$445,200.92	\$295,812.27	50.50	\$149,388.65
113	Supplemental Contracts Athletics & Student Activities		\$432,546.76	\$388,110.47	11.45	\$44,436.29
451	Electricity		\$308,696.97	\$371,779.11	-16.97	\$-63,082.14
845	Property Tax Collection Fees/County Auditor and State Admi		\$248,728.99	\$237,698.91	4.64	\$11,030.08
412	Instructional Improvement Services		\$245,046.75	\$277,929.3	-11.83	\$-32,882.55
413	Health Services		\$245,045.02	\$350,870.78	-30.16	\$-105,825.76
112	Certified substitute salary		\$220,817.2	\$294,222.95	-24.95	\$-73,405.75
660	SCHOOL BUSES *		\$184,816	\$0	100.00	\$184,816
249	Medicare Certificated		\$182,830.12	\$171,277.31	6.75	\$11,552.81
132	Severance Benefits		\$165,193.41	\$55,788.52	196.11	\$109,404.89
479	College Credit program		\$162,901.48	\$178,580.29	-8.78	\$-15,678.81
418	Professional/Legal Services		\$161,241.67	\$64,782.08	148.90	\$96,459.59
516	Software Materials		\$158,824.49	\$196,960.84	-19.36	\$-38,136.35
483	Student Transportation Purchased from Other Sources		\$146,029	\$41,650	250.61	\$104,379
142	Classified Substitute salary		\$145,135.22	\$112,739.94	28.73	\$32,395.28
243	Dental Insurance Certified		\$136,123.9	\$132,011.95	3.11	\$4,111.95
582	Diesel Fuel for School Busses		\$129,608.04	\$104,663.38	23.83	\$24,944.66
453	Natural Gas		\$124,411.17	\$119,862.65	3.79	\$4,548.52
581	Supplies & Parts for Maintenance & Repair of Motor Vehicles		\$123,031.67	\$24,688.2	398.34	\$98,343.47
426	Lease Purchase Agreements		\$114,374.14	\$108,886.95	5.04	\$5,487.19
471	Tuition Paid to Other Districts within the State*		\$114,208.01	\$96,799.55	17.98	\$17,408.46
271	Severance Certified		\$113,622.93	\$121,341.65	-6.36	\$-7,718.72
572	Buildings		\$88,218.07	\$87,819.98	0.45	\$398.09
452	Water and Sewer		\$85,231.8	\$91,166.7	-6.51	\$-5,934.9
139	Other Certificated Compensation		\$82,013.27	\$91,144.29	-10.02	\$-9,131.02
411	Instruction Services		\$76,801.42	\$250,172.3	-69.30	\$-173,370.88
570	SUPPLIES AND MATERIALS FOR OPERATION, MAINTENANCE AND REPAIR *		\$69,330.3	\$61,232.96	13.22	\$8,097.34
424	Property Insurance		\$69,247	\$65,068	6.42	\$4,179
475	Payment for the Special Education of Students who Reside in the District*		\$67,201.95	\$57,149.03	17.59	\$10,052.92
441	Telephone Service		\$58,837.77	\$56,011.6	5.05	\$2,826.17
253	Dental Insurance Support Staff		\$58,415.66	\$58,459.45	-0.07	\$-43.79
419	Other Professional and Technical Services		\$47,012.11	\$51,649.48	-8.98	\$-4,637.37
259	Medicare Support Staff		\$46,195.39	\$41,871.72	10.33	\$4,323.67
422	Garbage Removal and Cleaning Services		\$45,767.7	\$45,949.3	-0.40	\$-181.6
449	Other Communications Service		\$43,635.5	\$39,540.8	10.36	\$4,094.7
519	Other General Supplies		\$39,584.01	\$7,812.99	406.64	\$31,771.02

Obj #	Description		YTD	Last YTD	% (+/-)	\$ (+/-)
261	Workers Comp Certified		\$37,567.5	\$60,919	-38.33	\$-23,351.5
231	Tuition Reimbursements		\$36,447.37	\$23,514.9	55.00	\$12,932.47
410	PROFESSIONAL AND TECHNICAL SERVICES *		\$35,489.03	\$12,297.63	188.58	\$23,191.4
439	Other Travel/Meeting Expense		\$31,667.03	\$31,527.17	0.44	\$139.86
244	Vision Insurance Certified		\$25,454.56	\$25,290.02	0.65	\$164.54
169	Other Non-Certificated Compensation		\$24,896.26	\$13,075.89	90.40	\$11,820.37
144	Support Staff Overtime		\$24,847.1	\$56,467.3	-56.00	\$-31,620.2
849	Other Dues and Fees		\$24,466.46	\$33,215.24	-26.34	\$-8,748.78
272	Severance Support Staff		\$23,389.02	\$25,143.59	-6.98	\$-1,754.57
583	Tires and Tubes		\$22,468.01	\$6,241.54	259.98	\$16,226.47
162	Termination Benefits		\$21,607.89	\$17,474.36	23.65	\$4,133.53
843	Charges for Audit Examinations		\$21,352	\$21,352	0.00	\$0
425	Rentals		\$19,639.65	\$30,088.85	-34.73	\$-10,449.2
429	Other Property Service		\$17,844.57	\$36,603.13	-51.25	\$-18,758.56
512	Office Supplies		\$17,815.63	\$20,072.54	-11.24	\$-2,256.91
841	Memberships in a Professional Organization		\$17,737.14	\$16,160	9.76	\$1,577.14
526	Electronic Instructional Materials and Supplies		\$17,469.15	\$10,563.38	65.37	\$6,905.77
242	Life Insurance Certified		\$14,675.61	\$13,873.28	5.78	\$802.33
848	Bank Charges		\$13,140.66	\$4,128.27	218.31	\$9,012.39
851	Liability Insurance		\$12,941	\$38,130	-66.06	\$-25,189
416	Data Processing Services		\$12,440	\$2,322.8	435.56	\$10,117.2
530	LIBRARY BOOKS *		\$11,934.09	\$7,042.79	69.45	\$4,891.3
573	Equipment and Furniture		\$11,892.85	\$0	100.00	\$11,892.85
520	TEXTBOOKS *		\$11,470.18	\$2,456.91	366.85	\$9,013.27
159	Other Non-Certificated Leave		\$10,516.85	\$11,001.47	-4.41	\$-484.62
415	Management Services		\$10,404.75	\$10,286	1.15	\$118.75
254	Vision Insurance Support Staff		\$10,003.34	\$9,731.93	2.79	\$271.41
517	Computer Supplies		\$9,720.22	\$26,267.39	-63.00	\$-16,547.17
262	Workers Comp Support Staff		\$8,946.95	\$0	100.00	\$8,946.95
171	Compensation of Board Members		\$8,890	\$9,120	-2.52	\$-230
443	Postage		\$8,242.7	\$9,445.61	-12.74	\$-1,202.91
590	OTHER SUPPLIES AND MATERIALS *		\$7,879.1	\$15,274.85	-48.42	\$-7,395.75
640	EQUIPMENT *		\$7,534.73	\$7,888.42	-4.48	\$-353.69
580	SUPPLIES AND MATERIALS FOR OPERATION AND REPAIR OF MOTOR VEHICLES *		\$7,373.22	\$9,211.42	-19.96	\$-1,838.2
550	SUPPLIES AND MATERIALS FOR RESALE *		\$5,470	\$6,106	-10.42	\$-636
644	Technical Equipment		\$4,590	\$3,589.9	27.86	\$1,000.1
252	Life Insurance Support Staff		\$4,380.39	\$4,585.61	-4.48	\$-205.22

Obj #	Description		YTD	Last YTD	% (+/-)	\$ (+/-)
525	Electronic Instructional Materials and Supplies		\$3,627.83	\$14,967.59	-75.76	\$-11,339.76
510	GENERAL SUPPLIES *		\$2,900.94	\$2,730.32	6.25	\$170.62
514	Health and Hygiene Supplies		\$2,724.11	\$2,437.56	11.76	\$286.55
490	OTHER PURCHASED SERVICES *		\$1,850	\$1,467	26.11	\$383
560	FOOD AND RELATED SUPPLIES AND MATERIALS *		\$1,125.87	\$2,284.87	-50.72	\$-1,159
489	Other Pupil Transportation Services		\$558.75	\$706.25	-20.88	\$-147.5
880	AWARDS AND PRIZES *		\$161.9	\$42	285.48	\$119.9
190	OTHER PERSONAL SERVICES *		\$25.03	\$0	100.00	\$25.03
446	Advertising		\$25	\$174.31	-85.66	\$-149.31
844	County Board of Education Contributions		\$0	\$1,436.5	-100.00	\$-1,436.5
239	Meeting expenses reimbursement Certified		\$0	\$150	-100.00	\$-150
477	Payments under an Open Enrollment Program*		\$0	\$0	0.00	\$0
546	Electronic Subscription Services		\$0	\$800	-100.00	\$-800
620	BUILDINGS *		\$0	\$2,730	-100.00	\$-2,730
542	Periodicals		\$0	\$317.95	-100.00	\$-317.95
282	Non-Certificated Employees		\$0	\$292.53	-100.00	\$-292.53

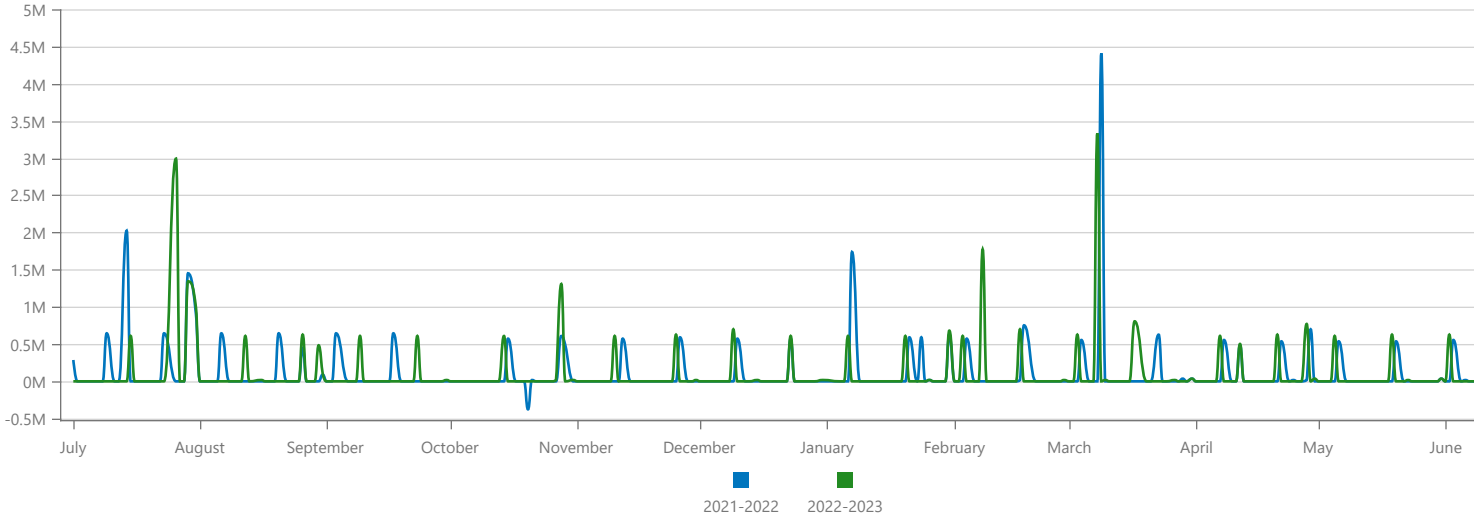
Norwalk City School District: Revenue

YTD General Fund Revenue (2022-2023)

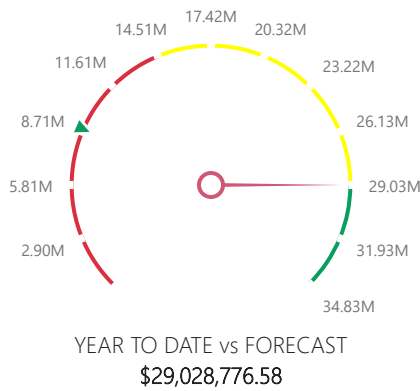
YTD REVENUE	\$ CHANGE	% CHANGE
\$29,028,776.58	\$774,257.25	2.74%

Last YTD General Fund Revenue (2021-2022)

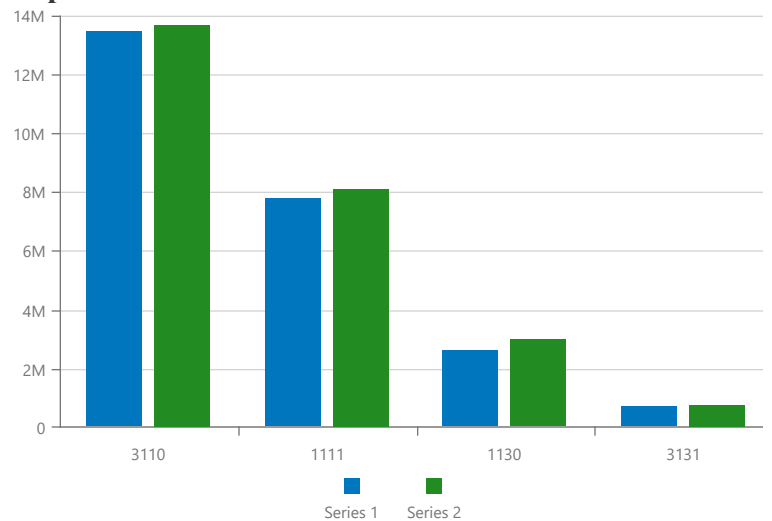
THIS MONTH THIS YR	THIS MONTH LAST YR	LAST YTD
\$1,542,377.09	\$1,434,182.58	\$28,254,519.33



Annual Revenue



Top Revenue Funds



Receipt #	Description	YTD	Last YTD	% (+/-)	\$ (+/-)
3110	State Funding - School Foundation	\$13,675,208.28	\$13,453,075.25	1.65	\$222,133.03
1111	General Property Tax - Real Estate	\$8,104,069.5	\$7,767,788.42	4.33	\$336,281.08
1130	Income Tax - School District 1/2%	\$2,965,901.61	\$2,611,580.87	13.57	\$354,320.74
1122	Public Utility Personal Property Tax	\$754,373.21	\$696,716.09	8.28	\$57,657.12
3131	10 Percent and 2.5 Percent Rollback	\$749,385.41	\$706,788.54	6.03	\$42,596.87
3218	3218	\$465,722.57	\$463,017.34	0.58	\$2,705.23
3211	Poverty Based Assistance	\$371,264.18	\$412,731.69	-10.05	-\$41,467.51

Receipt #	Description	YTD	Last YTD	% (+/-)	\$ (+/-)
3190	Casino revenue & Catastrophic cost reimbursement	\$303,937.73	\$306,249.54	-0.75	\$-2,311.81
1223	Special Education funding from other districts	\$283,794.77	\$258,914.65	9.61	\$24,880.12
1410	Interest	\$277,326.25	\$80,652.88	243.85	\$196,673.37
3132	Homestead Exemption	\$239,100.84	\$245,326.7	-2.54	\$-6,225.86
3215	3215	\$203,651.99	\$196,217.86	3.79	\$7,434.13
4120	Medicaid reimbursement	\$176,848.44	\$304,086.13	-41.84	\$-127,237.69
3216	3216	\$130,909.55	\$130,905.07	0.00	\$4.48
3217	3217	\$76,391.51	\$76,254.43	0.18	\$137.08
1880	Compensation for Property Tax Exemption	\$57,155.88	\$39,206.15	45.78	\$17,949.73
1221	Tuition from other districts	\$50,198.78	\$52,864.35	-5.04	\$-2,665.57
1810	Rentals	\$34,254.26	\$20,982.42	63.25	\$13,271.84
5300	Refund of Prior Year's Expenditures	\$29,833.51	\$22,500.99	32.59	\$7,332.52
1890	Other Miscellaneous Receipts	\$27,117.41	\$57,277.36	-52.66	\$-30,159.95
1740	Class Fees	\$17,871.02	\$18,708.24	-4.48	\$-837.22
1839	Other Entities	\$11,406.25	\$10,692.5	6.68	\$713.75
1820	Contributions and Donations	\$6,168.47	\$6,580	-6.25	\$-411.53
1860	Fines	\$5,361.61	\$4,140.35	29.50	\$1,221.26
1219	PreSchool Tuition	\$5,352.5	\$3,445	55.37	\$1,907.5
1932	Compensation for Loss of Assets	\$4,716.98	\$951.98	395.49	\$3,765
1229	Tuition from other districts	\$797.19	\$15,828.5	-94.96	\$-15,031.31
1321	1321	\$656.88	\$0	100.00	\$656.88
5220	Advance-in-return	\$0	\$275,951.64	-100.00	\$-275,951.64
1832	Other School Districts	\$0	\$15,084.39	-100.00	\$-15,084.39
3219	Other Restricted Grants-in-Aid	\$0	\$0	0.00	\$0
1227	Open Enrollment	\$0	\$0	0.00	\$0

As Of Period: 06/30/2023

Norwalk City School District
June 2023 Summary of Cash Balances by Fund

Code	Description	FY Beginning Balance	FYTD Activity	MTD Activity	Current Fund Balance
001	GENERAL	\$ 5,972,074.13	\$ (33,230.88)	\$ (1,345,103.27)	\$ 5,938,843.25
002	BOND RETIREMENT	1,614,016.97	32,876.49	0.00	1,646,893.46
003	PERMANENT IMPROVEMENT	686,537.95	240,782.94	(9,121.16)	927,320.89
004	BUILDING	324,762.23	12,940.53	1,453.93	337,702.76
006	FOOD SERVICE	481,593.01	(95,542.72)	123,833.02	386,050.29
007	SPECIAL TRUST	62,463.69	(32,881.20)	(28,797.83)	29,582.49
008	ENDOWMENT	186,178.42	11,211.88	4,999.62	197,390.30
009	UNIFORM SCHOOL SUPPLIES	1,931.45	(258.66)	0.00	1,672.79
018	PUBLIC SCHOOL SUPPORT	63,584.78	(3,047.67)	(11,922.89)	60,537.11
019	OTHER GRANT	11,364.95	3,593.44	(705.00)	14,958.39
022	DISTRICT CUSTODIAL	0.00	0.00	0.00	0.00
035	TERMINATION BENEFITS - HB426	195,573.42	137,013.07	11,152.15	332,586.49
200	STUDENT MANAGED ACTIVITY	66,993.26	5,934.13	(2,045.87)	72,927.39
300	DISTRICT MANAGED ACTIVITY	116,879.33	44,365.61	(16,354.35)	161,244.94
401	AUXILIARY SERVICES	84,301.40	8,582.08	(67,070.93)	92,883.48
432	MANAGEMENT INFORMATION SYSTEM	0.00	0.00	0.00	0.00
439	PUBLIC SCHOOL PRESCHOOL	1,159.83	(1,159.83)	0.00	0.00
440	ENTRY YEAR PROGRAMS	0.00	0.00	0.00	0.00
450	SCHOOLNET	0.00	0.00	0.00	0.00
	EQUIP/INFRASTRUCTURE				
451	DATA COMMUNICATION FUND	0.00	0.00	0.00	0.00
452	SCHOOLNET PROFESS. DEVELOPMENT	0.00	0.00	0.00	0.00
458		0.00	0.00	0.00	0.00
460	SUMMER INTERVENTION	0.00	0.00	0.00	0.00
461	VOCATIONAL EDUC. ENHANCEMENTS	0.00	0.00	22.85	0.00
467	Student Wellness and Success Fund	796,048.36	(96,228.12)	(12,276.50)	699,820.24
494		0.00	0.00	0.00	0.00
499	MISCELLANEOUS STATE GRANT FUND	15,912.71	13,826.18	13,826.18	29,738.89
501	ADULT BASIC EDUCATION	0.00	0.00	0.00	0.00
504		0.00	0.00	0.00	0.00
506	RACE TO THE TOP	0.00	0.00	0.00	0.00
507	ESSER ELEMENTARY AND SECONDARY SCHOOL EMERGENCY RELIEF FUND	0.00	0.00	149,720.46	0.00
510	CORONA VIRUS RELIEF FUND	0.00	0.00	0.00	0.00
516	IDEA PART B GRANTS	0.00	10,881.49	90,651.17	10,881.49
532		0.00	0.00	0.00	0.00
533	TITLE II D - TECHNOLOGY	0.00	0.00	0.00	0.00
551	LIMITED ENGLISH PROFICIENCY	0.00	0.00	0.00	0.00
572	TITLE I DISADVANTAGED CHILDREN	0.00	467.18	11,938.80	467.18
573	TITLE V INNOVATIVE EDUC PGM	0.00	0.00	0.00	0.00
584	TITLE IV (OLD 599)	0.00	0.00	3,325.00	0.00
587	IDEA PRESCHOOL-HANDICAPPED	0.00	8,349.94	9,942.63	8,349.94
590	IMPROVING TEACHER QUALITY	0.00	0.00	15,022.63	0.00
599	MISCELLANEOUS FED. GRANT FUND	0.00	600,000.00	0.00	600,000.00
Grand Total		\$ 10,681,375.89	\$ 868,475.88	\$ (1,057,509.36)	\$ 11,549,851.77

Norwalk City School District June 2023 Cash Summary Report

FUND-SCC	Description	Initial Cash	MTD Received	FYTD Received	MTD Expended	FYTD Expended	Fund Balance	Encumbrance	Unencumbered Balance
001-0000	GENERAL FUND	\$ 4,913,895.93	\$ 1,542,377.09	\$ 29,028,776.58	\$ 2,859,038.91	\$ 28,962,587.27	\$ 4,980,085.24	\$ 177,864.97	\$ 4,802,220.27
001-9412	H.B. 412 - BUDGET RESERVE FUND	642,952.60	0.00	0.00	0.00	0.00	642,952.60	0.00	642,952.60
001-9413	H.B. 412-TEXTBOOK/INSTRUCTIONAL SUPPLIES	415,225.60	0.00	0.00	28,341.45	99,320.19	315,905.41	0.00	315,905.41
002-0000	BOND RETIREMENT-HIGH SCHOOL	1,614,016.97	0.00	1,071,761.01	0.00	1,038,884.52	1,646,893.46	0.00	1,646,893.46
003-9011	PERMANENT IMPROVEMENT-1987 3 MILL LEVY FUND	686,537.95	0.00	487,552.72	9,121.16	246,769.78	927,320.89	8,341.00	918,979.89
004-0000	BUILDING-NEW HIGH SCHOOL	324,762.23	1,453.93	12,940.53	0.00	0.00	337,702.76	0.00	337,702.76
006-0000	FOOD SERVICES (CAFETERIA)	481,593.01	167,111.91	966,740.03	43,278.89	1,062,282.75	386,050.29	24,011.64	362,038.65
007-9000	UNCLAIMED FUNDS	440.00	0.00	0.00	0.00	0.00	440.00	0.00	440.00
007-9031	FESSENDEN SCHOLARSHIP FUND-SPECIAL TRUST	3,064.70	7.98	74.90	0.00	0.00	3,139.60	0.00	3,139.60
007-9033	MISCELLANEOUS SCHOLARSHIPS FUND	239.00	0.00	18,000.00	18,000.00	18,000.00	239.00	0.00	239.00
007-9039	HIGH SCHOOL FACULTY FUND - SPECIAL TRUST	1,117.48	0.00	3,920.75	309.48	2,929.61	2,108.62	0.00	2,108.62
007-9049	MIDDLE SCHOOL/FACULTY FUND	745.89	0.00	38.91	0.00	114.72	670.08	0.00	670.08
007-9050	PLEASANT ELEMENTARY-FACULTY FUND	0.00	0.00	37.63	0.00	0.00	37.63	0.00	37.63
007-9052	MAPLEHURST FACULTY FUND	2,286.65	207.00	1,880.60	652.90	3,002.90	1,164.35	0.00	1,164.35
007-9053	LEAGUE ELEMENTARY-FACULTY & SUNSHINE FUNDS	836.88	0.00	11.33	52.05	324.41	523.80	0.00	523.80
007-9055	MAIN STREET SCHOOL - FACULTY FUNDS	1,989.70	0.00	20.78	0.00	551.55	1,458.93	0.00	1,458.93
007-9200	ANONYMOUS ERNS GRANT	51,734.78	0.00	65,000.00	7,842.24	99,539.48	17,195.30	0.00	17,195.30
007-9300	NORWALK WELLNESS PLAN FUND	8.61	0.00	22,628.00	2,156.14	20,031.43	2,605.18	0.00	2,605.18
008-9041	ENDOWMENT - SCHOLARSHIPS	1,499.98	0.00	(2,499.98)	(4,500.00)	(5,500.00)	4,500.00	4,500.00	0.00
008-9043	ENDOWMENT-ELIZABETH A. CRAIG MUSICAL SUPP FND	12,074.92	50.03	3,992.85	0.00	0.00	16,067.77	0.00	16,067.77
008-9044	ENDOWMENT/KEN-MAR TEACHER SCHOLARSHIP FUND	172,603.52	449.59	4,219.01	0.00	0.00	176,822.53	0.00	176,822.53
009-9057	UNIFORM SCHOOL SUPPLIES - MIDDLE SCHOOL	1,931.45	0.00	0.00	0.00	258.66	1,672.79	0.00	1,672.79

Norwalk City School District June 2023 Cash Summary Report

FUND-SCC	Description	Initial Cash	MTD Received	FYTD Received	MTD Expended	FYTD Expended	Fund Balance	Encumbrance	Unencumbered Balance
018-9055	PRINCIPALS FUND - MAIN STREET	\$ 14,081.62	\$ 28.00	\$ 298.80	\$ 317.16	\$ 1,775.71	\$ 12,604.71	\$ 0.00	\$ 12,604.71
018-9064	PRINCIPALS FUND - LEAGUE	18,131.97	707.45	23,223.46	6,328.26	23,324.94	18,030.49	0.00	18,030.49
018-9065	PRINCIPALS FUND - MAPLEHURST	17,854.41	336.45	27,361.45	1,079.32	25,180.01	20,035.85	0.00	20,035.85
018-9066	PRINCIPALS FUND - PLEASANT	7,705.69	242.98	26,823.88	4,631.00	27,358.61	7,170.96	900.00	6,270.96
018-9067	PRINCIPALS FUND - MIDDLE SCHOOL	2,723.56	75.24	2,156.09	376.95	3,515.09	1,364.56	0.00	1,364.56
018-9068	PRINCIPALS FUND - SENIOR HIGH	3,087.53	0.00	1,778.58	580.32	3,535.57	1,330.54	0.00	1,330.54
019-9001	After School and Hispanic Book Club Grant	1.77	0.00	0.00	0.00	0.00	1.77	0.00	1.77
019-9006	Morning Stem Bins/Stem Hands On/Classroom Recess games Grant	56.03	0.00	0.00	0.00	0.00	56.03	0.00	56.03
019-9010	OTHER GRANT	3,158.47	0.00	0.00	0.00	0.00	3,158.47	0.00	3,158.47
019-9011	ENVIROTHON FY2011	1,846.00	0.00	0.00	0.00	0.00	1,846.00	0.00	1,846.00
019-9014	SCHLINK GRANT - NHS LUNCH BUNCH	4,516.44	0.00	0.00	0.00	0.00	4,516.44	0.00	4,516.44
019-9016	ART CLUB GRANT	309.13	0.00	0.00	0.00	0.00	309.13	0.00	309.13
019-9081	NMS BATTELLE GRANT FY2013	56.23	0.00	0.00	0.00	54.02	2.21	0.00	2.21
019-9212	MMGW MINI GRANT - NMS	145.84	0.00	0.00	0.00	35.28	110.56	0.00	110.56
019-9213	FUND FOR HURON/ENDOWMENT MINI GRANTS	1,275.04	0.00	7,430.19	705.00	3,747.45	4,957.78	0.00	4,957.78
035-0000	Severance benefits Fund	195,573.42	11,152.15	137,013.07	0.00	0.00	332,586.49	0.00	332,586.49
200-9022	Class Of 2022	1,157.24	(1,157.24)	(1,157.24)	0.00	0.00	0.00	0.00	0.00
200-9023	Class Of 2023	3,653.99	(574.26)	8,603.69	487.43	12,257.68	0.00	0.00	0.00
200-9024	Class Of 2024	2,765.75	0.00	6,841.65	500.00	4,106.04	5,501.36	0.00	5,501.36
200-9025	Class Of 2025	311.00	0.00	1,875.92	0.00	662.60	1,524.32	0.00	1,524.32
200-9026	Class of 2026	0.00	0.00	518.92	0.00	0.00	518.92	0.00	518.92
200-920E	NHS Year Book	1,126.95	1,851.50	2,696.50	0.00	3,703.00	120.45	0.00	120.45
200-9210	Art Club High School	4,943.82	0.00	75.00	0.00	0.00	5,018.82	0.00	5,018.82
200-922D	CBI	1,062.64	0.00	0.00	0.00	0.00	1,062.64	0.00	1,062.64
200-923E	ESports activity	0.00	0.00	212.25	0.00	134.82	77.43	0.00	77.43
200-924A	SADD	121.30	0.00	0.00	0.00	0.00	121.30	0.00	121.30
200-924B	Shadow Environmental Club	184.12	0.00	0.00	0.00	0.00	184.12	0.00	184.12
200-924C	Key Club	990.33	24.00	1,047.28	300.00	831.94	1,205.67	0.00	1,205.67
200-924E	Envirothon	1,206.11	0.00	0.00	0.00	0.00	1,206.11	0.00	1,206.11
200-924G	Teen Leadership Corps	1,689.43	0.00	3,796.07	83.40	4,363.75	1,121.75	0.00	1,121.75
200-927F	Student Council High	3,790.94	0.00	3,771.50	532.92	4,479.95	3,082.49	0.00	3,082.49

Norwalk City School District June 2023 Cash Summary Report

FUND-SCC	Description	Initial Cash	MTD Received	FYTD Received	MTD Expended	FYTD Expended	Fund Balance	Encumbrance	Unencumbered Balance
	School								
200-929D	Drug Free Club MS	\$ 3,856.42	\$ 0.00	\$ 0.00	\$ 0.00	\$ 0.00	\$ 3,856.42	\$ 0.00	\$ 3,856.42
200-929K	Yearbook Middle School	1,794.53	0.00	0.00	0.00	0.00	1,794.53	0.00	1,794.53
200-929L	Student Council Middle School	8,852.18	313.24	6,694.24	407.63	7,616.98	7,929.44	0.00	7,929.44
200-929M	Foreign Language Club	184.41	0.00	0.00	0.00	0.00	184.41	0.00	184.41
200-929P	Firelands Academic Challenge	671.98	0.00	0.00	0.00	263.18	408.80	0.00	408.80
200-929R	Robotics Club	14,387.05	0.00	56,497.00	191.73	47,071.23	23,812.82	0.00	23,812.82
200-929S	Stomping Grounds	1,455.16	0.00	5,549.85	0.00	5,597.33	1,407.68	0.00	1,407.68
200-930D	Drug Free Club High School	12,787.91	0.00	0.00	0.00	0.00	12,787.91	0.00	12,787.91
300-930A	Athletics and Student Activities Golf Girls Activity Account	210.00	0.00	0.00	0.00	210.00	0.00	0.00	0.00
300-930C	Chess Club Activity Account	92.75	0.00	0.00	0.00	0.00	92.75	0.00	92.75
300-930F	Football Activity Account	5,570.76	525.00	9,422.00	210.50	3,261.50	11,731.26	0.00	11,731.26
300-930G	Technology Club Activity Account	294.76	0.00	0.00	0.00	0.00	294.76	0.00	294.76
300-930H	Soccer Girls Activity Account	0.00	0.00	470.00	0.00	0.00	470.00	0.00	470.00
300-930I	Cross Country Activity Account	2,471.31	150.00	3,216.75	183.90	2,444.63	3,243.43	0.00	3,243.43
300-930J	Baseball Activity Account	0.00	0.00	720.00	0.00	720.00	0.00	0.00	0.00
300-930K	Wrestling Activity Account	0.00	0.00	212.55	0.00	212.55	0.00	0.00	0.00
300-930Q	Athletic Fund - High School	42,990.86	0.00	217,865.61	12,634.40	191,013.98	69,842.49	2,250.00	67,592.49
300-930R	Basketball Boys Activity Account	264.05	625.00	1,425.00	0.00	212.56	1,476.49	0.00	1,476.49
300-930S	Soccer Boys Activity Account	4,808.36	0.00	(120.00)	0.00	929.00	3,759.36	0.00	3,759.36
300-930T	Basketball Girls Activity Account	12,128.13	950.00	6,955.00	3,498.00	8,055.55	11,027.58	180.00	10,847.58
300-930U	Volleyball Activity Account	2,996.50	550.00	4,808.00	0.00	4,201.50	3,603.00	0.00	3,603.00
300-930V	HS Cheerleader Activity Account	3,332.68	0.00	4,585.00	0.00	4,138.29	3,779.39	0.00	3,779.39
300-930W	Tennis Girls Activity Account	603.59	600.00	2,304.26	0.00	0.00	2,907.85	0.00	2,907.85
300-931T	Band High School	6,313.81	0.00	15,204.00	0.00	1,042.50	20,475.31	0.00	20,475.31
300-932T	Orchestra High School	2,713.83	0.00	300.00	0.00	693.29	2,320.54	0.00	2,320.54
300-933T	Theater/Musical High School	19,894.99	0.00	20,199.81	3,000.00	25,764.16	14,330.64	1,000.00	13,330.64
300-934T	Choir High School	823.33	0.00	0.00	177.55	462.38	360.95	0.00	360.95
300-935V	Athletic Fund - Middle School	7,084.29	0.00	1,668.00	0.00	1,038.98	7,713.31	0.00	7,713.31
300-936W	Art Club Middle School	1,455.76	0.00	480.00	50.00	774.50	1,161.26	0.00	1,161.26
300-937X	Band Middle School	1,906.70	0.00	125.00	0.00	0.00	2,031.70	0.00	2,031.70

Norwalk City School District June 2023 Cash Summary Report

FUND-SCC	Description	Initial Cash	MTD Received	FYTD Received	MTD Expended	FYTD Expended	Fund Balance	Encumbrance	Unencumbered Balance
300-940A	Choir Middle School	\$ 410.00	\$ 0.00	\$ 0.00	\$ 0.00	\$ 0.00	\$ 410.00	\$ 0.00	\$ 410.00
300-941B	Orchestra Middle School	373.64	0.00	40.00	0.00	340.00	73.64	0.00	73.64
300-942C	Life Skills Middle School	139.23	0.00	0.00	0.00	0.00	139.23	0.00	139.23
401-9023	AUXILIARY FY22 & 23	84,301.40	237.36	583,082.09	67,308.29	574,500.01	92,883.48	120.48	92,763.00
439-9022	PUBLIC PRESCHOOL FY22	1,159.83	0.00	(1,159.83)	0.00	0.00	0.00	0.00	0.00
439-9023	PUBLIC PRESCHOOL FY23	0.00	0.00	112,000.00	0.00	112,000.00	0.00	0.00	0.00
451-9023	DATA COMMUNICATION FUND	0.00	0.00	10,800.00	0.00	10,800.00	0.00	0.00	0.00
461-9022	HIGH SCHOOLS THAT WORK FY22	0.00	0.00	1,159.83	0.00	1,159.83	0.00	0.00	0.00
461-9023	HIGH SCHOOLS THAT WORK FY23	0.00	0.00	4,510.62	(22.85)	4,510.62	0.00	0.00	0.00
467-9021	Student Wellness and Success Funds	796,048.36	0.00	0.00	12,276.50	96,228.12	699,820.24	0.00	699,820.24
499-9023	OFCC Water Bottle Filler Grant	0.00	0.00	10,000.00	0.00	10,000.00	0.00	0.00	0.00
499-9121	Mental Health Grant	15,912.71	0.00	0.00	0.00	0.00	15,912.71	0.00	15,912.71
499-9123	SCHOOL BUS GRANT FY23	0.00	0.00	156,701.00	0.00	156,701.00	0.00	0.00	0.00
499-9221	BWC SCHOOL SAFETY AND SECURITY GRANT	0.00	0.00	33,510.00	0.00	33,510.00	0.00	0.00	0.00
499-9223	MISCELLANEOUS STATE GRANT FUND	0.00	7,817.31	7,817.31	7,817.31	7,817.31	0.00	0.00	0.00
499-9323	OHIO AG SCHOOL SAFETY STATE GRANT FUND	0.00	13,826.18	13,826.18	0.00	0.00	13,826.18	0.00	13,826.18
507-9022	ESSER II Elementary and Secondary School Emergency Relief Fund	0.00	693.29	611,481.41	(56.35)	611,481.41	0.00	0.00	0.00
507-9023	ESSER III ARP Elementary and Secondary School Emergency Relief Fund	0.00	226,322.16	2,038,125.21	78,554.20	2,038,225.21	(100.00)	138,979.01	(139,079.01)
507-9123	ESSER ARP Homeless Targeted Support Grant FY23	0.00	1,478.80	1,478.80	771.66	1,478.80	0.00	0.00	0.00
507-9223	ARP Homeless Round II FY23	0.00	395.72	395.72	0.00	395.72	0.00	0.00	0.00
516-9023	IDEA PART B FY23	0.00	56,957.60	700,811.35	3,043.03	694,401.56	6,409.79	0.00	6,409.79
516-9123	ARP IDEA PART B FY22	0.00	90,314.62	121,489.08	53,578.02	117,017.38	4,471.70	3,899.00	572.70
551-9023	TITLE III LEP FY23	0.00	272.74	16,902.03	272.74	16,902.03	0.00	0.00	0.00
572-9022	TITLE I FY22	0.00	0.00	0.00	(897.55)	0.00	0.00	0.00	0.00
572-9023	TITLE I FY23	0.00	23,932.85	593,576.10	17,672.47	593,108.92	467.18	467.18	0.00
572-9123	TITLE I DISADVANTAGED CHILDREN	0.00	4,978.33	15,952.23	197.46	15,952.23	0.00	0.00	0.00
584-9023	TITLE IV FY23	0.00	3,325.00	50,388.91	0.00	50,388.91	0.00	0.00	0.00
587-9023	ECSE - IDEA EARLY CHILDHOOD FY23	0.00	9,748.58	29,851.99	1,787.56	22,971.35	6,880.64	0.00	6,880.64
587-9123	ARP IDEA ECSE - IDEA EARLY CHILDHOOD FY23	0.00	3,952.29	5,308.84	1,970.68	3,839.54	1,469.30	1,469.30	0.00

Norwalk City School District June 2023 Cash Summary Report

FUND-SCC	Description	Initial Cash	MTD Received	FYTD Received	MTD Expended	FYTD Expended	Fund Balance	Encumbrance	Unencumbered Balance
590-9023	TITLE II A FY23	\$ 0.00	\$ 24,515.79	\$ 73,548.48	\$ 9,493.16	\$ 73,548.48	\$ 0.00	\$ 0.00	\$ 0.00
599-9023	School Safety Grant OFCC	0.00	0.00	600,000.00	0.00	0.00	600,000.00	245,913.90	354,086.10
Grand Total		\$ 10,681,375.89	\$ 2,196,825.66	\$ 38,089,642.13	\$ 3,254,335.02	\$ 37,221,166.25	\$ 11,549,851.77	\$ 609,896.48	\$ 10,939,955.29

Norwalk City School District

June 2023 Appropriation Summary Report Fund 001, 002, 003, & 006 only

	Full Account Code	Description	FYTD Appropriated	Prior Year Encumbrance	FYTD Expendable	FYTD Expended	MTD Expended	Encumbrance	Future Encumbrance	FYTD Unencumbered	Percent Expended/Encumbered
Fund:		001									
Acc:		0000									
	001-1100-100-0000	SALARIES - TEACHERS REG ED	\$ 8,106,756.55	\$ 0.00	\$ 8,106,756.55	\$ 8,106,756.55	\$ 815,469.95	\$ 0.00	\$ 0.00	\$ 0.00	100.00 %
	001-1100-200-0000	MEDICARE-EMPLOYER TAX-CERT.- STATE/FEDERAL PRO	3,434,364.43	0.00	3,434,364.43	3,434,364.43	313,433.44	0.00	0.00	0.00	100.00
	001-1100-400-0000	PURCHASED SERVICES - REGULAR INSTRUCTION	451,693.93	9,440.00	461,133.93	461,133.93	47,779.85	0.00	0.00	0.00	100.00
	001-1100-500-0000	SUPPLIES & MATERIALS - REGULAR INSTRUCTION	244,408.77	99,998.44	344,407.21	340,625.92	16,111.64	3,781.29	0.00	0.00	100.00
	001-1100-600-0000	CAPITAL OUTLAY - REGULAR INSTRUCTION	2,300.06	0.00	2,300.06	2,300.06	0.00	0.00	0.00	0.00	100.00
	001-1100-800-0000	OTHER OBJECTS - REGULAR INSTRUCTION	385.00	0.00	385.00	385.00	0.00	0.00	0.00	0.00	100.00
	001-1200-100-0000	SALARY-SPECIAL EDUCATION	2,675,781.75	0.00	2,675,781.75	2,675,781.75	308,489.06	0.00	0.00	0.00	100.00
	001-1200-200-0000	RETIREMENT & INSURANCE - SPECIAL INSTRUCTION	1,077,475.80	0.00	1,077,475.80	1,077,475.80	90,522.67	0.00	0.00	0.00	100.00
	001-1200-400-0000	PURCHASED SERVICES - SPECIAL INSTRUCTION	1,717,475.15	1,200.00	1,718,675.15	1,672,747.15	170,019.27	45,928.00	0.00	0.00	100.00
	001-1200-500-0000	SUPPLIES & MATERIALS - SPECIAL INSTRUCTION	35,416.37	1,850.00	37,266.37	35,325.87	10,727.37	1,940.50	0.00	0.00	100.00
	001-1300-100-0000	SALARY & WAGES - VOCATIONAL INSTRUCTION	280,756.66	0.00	280,756.66	280,756.66	23,886.62	0.00	0.00	0.00	100.00
	001-1300-200-0000	RETIREMENT & INSURANCE - VOCATIONAL INSTRUCT.	92,729.45	0.00	92,729.45	92,729.45	7,461.84	0.00	0.00	0.00	100.00
	001-1300-400-0000	PURCHASED SERVICE - VOCATIONAL INSTRUCTION	1,450.00	0.00	1,450.00	1,450.00	1,100.00	0.00	0.00	0.00	100.00
	001-1300-500-0000	SUPPLIES & MATERIALS - VOCATIONAL INSTRUCTION	35,449.57	0.00	35,449.57	35,449.57	184.42	0.00	0.00	0.00	100.00
	001-1300-600-0000	CAPITAL OUTLAY - VOCATIONAL INSTRUCTION	4,590.00	0.00	4,590.00	4,590.00	0.00	0.00	0.00	0.00	100.00
	001-1300-800-0000	GENERAL VOCATIONAL INSTRUCT	4,150.00	0.00	4,150.00	4,150.00	0.00	0.00	0.00	0.00	100.00

Norwalk City School District

June 2023 Appropriation Summary Report Fund 001, 002, 003, & 006 only

Full Account Code	Description	FYTD Appropriated	Prior Year Encumbrance	FYTD Expendable	FYTD Expended	MTD Expended	Encumbrance	Future Encumbrance	FYTD Unencumbered	Percent Expended/Encumbered
001-1900-400-0000	MISCELLANEOUS OBJ NON PROGRAMMED CHARGES	\$ 138,503.71	\$ 0.00	\$ 138,503.71	\$ 138,503.71	\$ 23,766.79	\$ 0.00	\$ 0.00	\$ 0.00	100.00 %
001-1900-500-0000	SUPPLIES & MATERIALS	0.00	0.00	0.00	0.00	0.00	0.00	0.00	0.00	0.00
001-2100-100-0000	SALARIES - SUPPORT SERVICES - PUPILS	970,179.70	0.00	970,179.70	970,179.70	123,023.35	0.00	0.00	0.00	100.00
001-2100-200-0000	RETIREMENT & INSURANCES-SUPPORT SERV-PUPILS	362,780.56	0.00	362,780.56	362,780.56	39,087.62	0.00	0.00	0.00	100.00
001-2100-400-0000	PURCHASED SERVICES-SUPPORT SERVICES-PUPILS	325,774.85	235.00	326,009.85	315,514.40	40,162.23	10,495.45	0.00	0.00	100.00
001-2100-500-0000	SUPPLIES & MATERIALS-SUPPORT SERVICES-PUPILS	25,294.16	0.00	25,294.16	25,154.24	9,062.95	139.92	0.00	0.00	100.00
001-2100-800-0000	REQUIRED FEES	12,000.00	0.00	12,000.00	12,000.00	0.00	0.00	0.00	0.00	100.00
001-2200-100-0000	SALARIES - AIDES & LIBRARIANS	193,075.28	0.00	193,075.28	193,075.28	29,951.83	0.00	0.00	0.00	100.00
001-2200-200-0000	RETIREMENT & INSURANCES-ASSIST & LIBRARIANS	97,166.66	0.00	97,166.66	97,166.66	7,459.33	0.00	0.00	0.00	100.00
001-2200-400-0000	PURCHASED SERVICES - LIBRARY	314,902.16	2,788.75	317,690.91	247,141.91	2,062.00	70,549.00	0.00	0.00	100.00
001-2200-500-0000	SUPPLIES & MATERIALS - EDUC MEDIA - LIBRARY	40,783.01	1,430.15	42,213.16	42,213.16	11,156.50	0.00	0.00	0.00	100.00
001-2300-100-0000	SALARY & WAGES - BOARD OF EDUCATION	8,890.00	0.00	8,890.00	8,890.00	0.00	0.00	0.00	0.00	100.00
001-2300-200-0000	INSURANCE BENEFITS - BOARD OF EDUCATION	1,085.09	0.00	1,085.09	1,085.09	0.00	0.00	0.00	0.00	100.00
001-2300-400-0000	PURCHASED SERVICE - BOARD OF EDUCATION	6,919.37	0.00	6,919.37	6,919.37	0.00	0.00	0.00	0.00	100.00
001-2300-500-0000	SUPPLIES & MATERIALS - BOARD OF EDUCATION	29,750.00	0.00	29,750.00	29,750.00	0.00	0.00	0.00	0.00	100.00
001-2300-800-0000	OTHER OBJECTS - BOARD OF EDUCATION	24,607.46	5,173.00	29,780.46	26,113.46	5,566.46	3,667.00	0.00	0.00	100.00
001-2400-100-0000	SALARIES - ADMINISTRATION	1,510,175.53	0.00	1,510,175.53	1,510,175.53	125,476.19	0.00	0.00	0.00	100.00
001-2400-200-0000	RETIREMENT & INSURANCES - ADMINISTRATION	590,014.75	0.00	590,014.75	590,014.75	47,986.75	0.00	0.00	0.00	100.00
001-2400-400-0000	PURCHASED SERVICES - ADMINISTRATION	264,270.09	6,000.00	270,270.09	268,270.09	16,628.74	2,000.00	0.00	0.00	100.00
001-2400-500-0000	SUPPLIES & MATERIALS -	46,810.74	500.00	47,310.74	46,972.77	6,065.09	337.97	0.00	0.00	100.00

Norwalk City School District

June 2023 Appropriation Summary Report Fund 001, 002, 003, & 006 only

Full Account Code	Description	FYTD Appropriated	Prior Year Encumbrance	FYTD Expendable	FYTD Expended	MTD Expended	Encumbrance	Future Encumbrance	FYTD Unencumbered	Percent Expended/Encumbered
	ADMINISTRATION									
001-2400-800-0000	OTHER OBJECTS - ADMINISTRATION	\$ 6,563.04	\$ 79.00	\$ 6,642.04	\$ 6,642.04	\$ 295.00	\$ 0.00	\$ 0.00	\$ 0.00	100.00 %
001-2500-100-0000	SALARY & WAGES - FISCAL SERVICES	260,733.00	0.00	260,733.00	260,733.00	21,749.56	0.00	0.00	0.00	100.00
001-2500-200-0000	RETIREMENT & INSURANCE - FISCAL SERVICES	131,666.79	0.00	131,666.79	131,666.79	10,711.59	0.00	0.00	0.00	100.00
001-2500-400-0000	PURCHASED SERVICES - FISCAL SERVICES	22,805.88	0.00	22,805.88	21,810.88	10,167.78	995.00	0.00	0.00	100.00
001-2500-500-0000	SUPPLIES & MATERIALS - FISCAL SERVICES	1,038.31	0.00	1,038.31	1,038.31	0.00	0.00	0.00	0.00	100.00
001-2500-800-0000	OTHER OBJECTS - FISCAL SERVICES	289,137.65	0.00	289,137.65	289,137.65	1,915.23	0.00	0.00	0.00	100.00
001-2600-400-0000	PURCHASED SERVICE - MACHINE RENTAL	14,637.10	0.00	14,637.10	14,637.10	1,219.76	0.00	0.00	0.00	100.00
001-2600-500-0000	SUPPLIES & MATERIALS-CENTRAL WAREHOUSE	0.00	0.00	0.00	0.00	0.00	0.00	0.00	0.00	0.00
001-2700-100-0000	SALARY & WAGES- OPERATION/MAINTENANCE PLANT	1,041,592.57	0.00	1,041,592.57	1,041,592.57	94,326.48	0.00	0.00	0.00	100.00
001-2700-200-0000	RETIRE & INS- OPERATION/MAINTENANCE PLANT	566,296.13	0.00	566,296.13	566,296.13	47,335.64	0.00	0.00	0.00	100.00
001-2700-400-0000	PURCHASED SERVICE- OPERATION/MAINTENANCE PLANT	839,440.65	10,886.20	850,326.85	822,264.17	74,348.09	26,562.68	0.00	1,500.00	99.82
001-2700-500-0000	SUPPLIES & MATERIAL- OPERATION/MAINT PLANT	164,794.07	607.87	165,401.94	161,594.36	12,271.70	3,307.58	0.00	500.00	99.70
001-2700-600-0000	MAINT OF PLANT - CAPITAL OUTLAY	(42,365.00)	42,365.00	0.00	0.00	0.00	0.00	0.00	0.00	0.00
001-2800-100-0000	SALARY & WAGES - TRANSPORTATION OF PUPILS	628,038.24	0.00	628,038.24	628,038.24	53,626.02	0.00	0.00	0.00	100.00
001-2800-200-0000	RETIREMENT & INSURANCE- TRANSPORTATION PUPILS	294,713.47	0.00	294,713.47	294,713.47	26,363.18	0.00	0.00	0.00	100.00
001-2800-400-0000	PURCHASED SERVICE- TRANSPORTATION OF PUPILS	200,139.24	23,433.20	223,572.44	220,922.44	56,029.43	2,650.00	0.00	0.00	100.00
001-2800-500-0000	SUPPLIES & MATERIALS- TRANSPORTATION PUPILS	289,556.15	0.00	289,556.15	289,319.95	23,497.63	236.20	0.00	0.00	100.00
001-2800-	GENERAL SUPPORT	(156,701.00)	341,517.00	184,816.00	184,816.00	0.00	0.00	0.00	0.00	100.00

Norwalk City School District

June 2023 Appropriation Summary Report Fund 001, 002, 003, & 006 only

Full Account Code	Description	FYTD Appropriated	Prior Year Encumbrance	FYTD Expendable	FYTD Expended	MTD Expended	Encumbrance	Future Encumbrance	FYTD Unencumbered	Percent Expended/Encumbered
600-0000	SERV-PUPIL TRANSPOR CAPITAL O									
001-2800-800-0000	GENERAL SUPPORT SERV-PUPIL TRANSPOR MISCELLAN	\$ 100.00	\$ 0.00	\$ 100.00	\$ 100.00	\$ 0.00	\$ 0.00	\$ 0.00	\$ 0.00	100.00 %
001-2900-100-0000	GENERAL SUPPORT SERV/CENTRAL PERSONAL SERV-SA	53,304.14	0.00	53,304.14	53,304.14	7,199.17	0.00	0.00	0.00	100.00
001-2900-200-0000	ADMINISTRATIVE TECHNOLOGY SERV FRINGE BENEFIT	19,553.34	0.00	19,553.34	19,553.34	1,960.63	0.00	0.00	0.00	100.00
001-2900-400-0000	PURCHASED SERVICE - PHYSICALS	27,288.00	0.00	27,288.00	27,288.00	0.00	0.00	0.00	0.00	100.00
001-2900-500-0000	GENERAL SUPPORT SERV/CENTRAL SUPPLY/MATERIAL	98,041.58	0.00	98,041.58	98,041.58	76,937.63	0.00	0.00	0.00	100.00
001-2900-600-0000	GENERAL SUPPORT SERV/CENTRAL CAPITAL OUTLAY	2,045.00	0.00	2,045.00	2,045.00	0.00	0.00	0.00	0.00	100.00
001-3200-100-0000	COORDINATOR EPAC - SALARY	43,136.83	0.00	43,136.83	43,136.83	4,062.64	0.00	0.00	0.00	100.00
001-3200-200-0000	COORDINATOR/ECPA - BENEFITS	7,426.25	0.00	7,426.25	7,426.25	1,299.64	0.00	0.00	0.00	100.00
001-3200-400-0000	GENERAL COMMUNITY REPAIR	6,469.50	0.00	6,469.50	4,259.50	194.50	2,000.00	0.00	210.00	96.75
001-3200-500-0000	GENERAL COMMUNITY SUPPLY/MATERIAL	363.00	0.00	363.00	363.00	0.00	0.00	0.00	0.00	100.00
001-3200-600-0000	GENERAL COMMUNITY CAPITAL OUTLAY	3,189.67	0.00	3,189.67	3,189.67	2,489.67	0.00	0.00	0.00	100.00
001-4100-400-0000	PURCHASED SERVICES - STAGE PRODUCTIONS	6,639.88	0.00	6,639.88	6,639.88	2,146.01	0.00	0.00	0.00	100.00
001-4100-500-0000	MUSIC DEPARTMENT - SUPPLY MATERIALS	0.00	0.00	0.00	0.00	0.00	0.00	0.00	0.00	0.00
001-4500-100-0000	SALARY & WAGES - SPORTS ORIENTED ACTIVITIES	495,425.81	0.00	495,425.81	495,425.81	24,490.74	0.00	0.00	0.00	100.00
001-4500-200-0000	RETIREMENT & INSURANCE-SPORTS ORIENTED ACT.	75,874.90	0.00	75,874.90	75,874.90	5,637.42	0.00	0.00	0.00	100.00
001-4500-400-0000	PURCHASED SERVICES-SPORTS ORIENTED ACTIVITIES	72,851.73	720.00	73,571.73	70,297.35	6,099.38	3,274.38	0.00	0.00	100.00
001-4500-500-0000	GENERAL SPORT ORIENTED ACTIVITY SUPPLY/MATERI	2,576.10	0.00	2,576.10	2,576.10	122.43	0.00	0.00	0.00	100.00
		\$ 28,594,538.63	\$ 548,223.61	\$ 29,142,762.24	\$ 28,962,687.27	\$ 2,859,138.91	\$ 177,864.97	\$ 0.00	\$ 2,210.00	
Sc:	9413									
001-1100-	TEACHING AIDS -	99,320.19	0.00	99,320.19	99,320.19	28,341.45	0.00	0.00	0.00	100.00

Norwalk City School District

June 2023 Appropriation Summary Report Fund 001, 002, 003, & 006 only

Full Account Code	Description	FYTD Appropriated	Prior Year Encumbrance	FYTD Expendable	FYTD Expended	MTD Expended	Encumbrance	Future Encumbrance	FYTD Unencumbered	Percent Expended/Encumbered
500-9413	ELEMENTARY									
		\$ 99,320.19	\$ 0.00	\$ 99,320.19	\$ 99,320.19	\$ 28,341.45	\$ 0.00	\$ 0.00	\$ 0.00	
		\$ 548,223.61		\$ 29,242,082.43	\$ 29,062,007.46	\$ 2,887,480.36	\$ 177,864.97	\$ 0.00	\$ 2,210.00	
Fund:	002									
Sc:	0000									
002-2500-800-0000	BOND RETIRE PROPERTY ACCT COUNTY AUDITOR/TREA	\$ 21,959.52	\$ 0.00	\$ 21,959.52	\$ 21,959.52	\$ 0.00	\$ 0.00	\$ 0.00	\$ 0.00	100.00 %
002-6100-810-0000	BOND RETIRE REPAYMENT OF DEBT SHORT TERM NOTE	920,000.00	0.00	920,000.00	920,000.00	0.00	0.00	0.00	0.00	100.00
002-6100-820-0000	INTEREST EXPENSE-SHORT TERM NOTES	96,925.00	0.00	96,925.00	96,925.00	0.00	0.00	0.00	0.00	100.00
		\$ 1,038,884.52	\$ 0.00	\$ 1,038,884.52	\$ 1,038,884.52	\$ 0.00	\$ 0.00	\$ 0.00	\$ 0.00	
		\$ 1,038,884.52	\$ 0.00	\$ 1,038,884.52	\$ 1,038,884.52	\$ 0.00	\$ 0.00	\$ 0.00	\$ 0.00	
Fund:	003									
Sc:	9011									
003-2200-600-9011	PERMANENT IMPROVEMENT SUPP SERV- INSTRUCTIONAL STAFF CAPITAL OUTLAY	8,341.00	0.00	8,341.00	0.00	0.00	8,341.00	0.00	0.00	100.00
003-2500-800-9011	PERM IMPRV/CO AUDITOR CHGS-1987 3 MILL LEVY	10,137.18	0.00	10,137.18	10,137.18	0.00	0.00	0.00	0.00	100.00
003-2700-500-9011	P.I. - SUPPLIES & MATERIALS-BUILDINGS	43,071.16	48,575.00	91,646.16	91,646.16	8,771.16	0.00	0.00	0.00	100.00
003-2700-600-9011	PERM IMPROVE OPERATION/MAINT OF PLANT CAPITAL	0.00	0.00	0.00	0.00	0.00	0.00	0.00	0.00	0.00
003-4100-600-9011	PERMANENT IMPROVEMENT ACADEMIC & SUBJECT ORIENTED CAPITAL OUTLAY	0.00	0.00	0.00	0.00	0.00	0.00	0.00	0.00	0.00
003-5200-600-9011	PERM IMPROVE/SITE IMPROVE SERV-1987 3 M LEVY	14,554.00	0.00	14,554.00	14,554.00	350.00	0.00	0.00	0.00	100.00
003-5500-600-9011	PERM IMPROVE BLDG ACQUISITION/CONSTRUCT CAPIT	27,100.00	0.00	27,100.00	14,100.00	0.00	13,000.00	0.00	0.00	100.00
003-5600-400-9011	BUILDING IMPROVEMENT SERVICES	63,929.59	0.00	63,929.59	63,929.59	0.00	0.00	0.00	0.00	100.00
003-5900-600-9011	PERM IMPROVE CAPITAL OUTLAY-1987 3 M LEVY	52,402.85	0.00	52,402.85	52,402.85	0.00	0.00	0.00	0.00	100.00

Norwalk City School District

June 2023 Appropriation Summary Report Fund 001, 002, 003, & 006 only

Full Account Code	Description	FYTD Appropriated	Prior Year Encumbrance	FYTD Expendable	FYTD Expended	MTD Expended	Encumbrance	Future Encumbrance	FYTD Unencumbered	Percent Expended/Encumbered
		\$ 219,535.78	\$ 48,575.00	\$ 268,110.78	\$ 246,769.78	\$ 9,121.16	\$ 21,341.00	\$ 0.00	\$ 0.00	
		\$ 219,535.78	\$ 48,575.00	\$ 268,110.78	\$ 246,769.78	\$ 9,121.16	\$ 21,341.00	\$ 0.00	\$ 0.00	
Fund:	006									
Sc:	0000									
006-2700-400-0000	CAFETERIA PURCH-SERVICE-OPERATION	\$ 26,347.03	\$ 2,000.00	\$ 28,347.03	\$ 24,835.39	\$ 10,989.00	\$ 3,511.64	\$ 0.00	\$ 0.00	100.00 %
006-2700-500-0000	CAFETERIA-SUPPLY&MATERIAL-OPERATION	0.00	0.00	0.00	0.00	0.00	0.00	0.00	0.00	0.00
006-3100-100-0000	CAFETERIA - SALARY & WAGES	281,834.30	0.00	281,834.30	281,834.30	26,053.42	0.00	0.00	0.00	100.00
006-3100-200-0000	CAFETERIA-RETIREMENT & INSURANCE BENEFITS	166,172.06	0.00	166,172.06	166,172.06	11,976.77	0.00	0.00	0.00	100.00
006-3100-400-0000	CAFETERIA-PURCH. SERVICE-FOOD SERVICE	118,736.66	0.00	118,736.66	108,736.66	9,890.13	10,000.00	0.00	0.00	100.00
006-3100-500-0000	CAFETERIA-SUPPLIES & MATERIALS	466,738.27	0.00	466,738.27	456,238.27	(15,630.43)	10,500.00	0.00	0.00	100.00
006-3100-600-0000	FOOD SERVICE FOOD SERV OPERATION CAPITAL OUTL	21,227.83	0.00	21,227.83	21,227.83	0.00	0.00	0.00	0.00	100.00
006-3100-800-0000	CAFETERIA-OTHER OBJECTS	3,238.24	0.00	3,238.24	3,238.24	0.00	0.00	0.00	0.00	100.00
		\$ 1,084,294.39	\$ 2,000.00	\$ 1,086,294.39	\$ 1,062,282.75	\$ 43,278.89	\$ 24,011.64	\$ 0.00	\$ 0.00	
		\$ 1,084,294.39	\$ 2,000.00	\$ 1,086,294.39	\$ 1,062,282.75	\$ 43,278.89	\$ 24,011.64	\$ 0.00	\$ 0.00	
Grand Total		\$ 31,036,573.51	\$ 598,798.61	\$ 31,635,372.12	\$ 31,409,944.51	\$ 2,939,880.41	\$ 223,217.61	\$ 0.00	\$ 2,210.00	

Norwalk City School District June 2023 Revenue Summary Report

Full Account Code	Description	FYTD Receivable	FYTD Received	MTD Received	Remaining Balance	FYTD Percent Received
Full Account Code: 001-0000						
001-1111-0000-000000-000	GENERAL PROPERTY TAX-REAL ESTATE	\$ 8,104,069.50	\$ 8,104,069.50	\$ 0.00	\$ 0.00	100.00 %
001-1122-0000-000000-000	TANGIBLE PERSONAL PROPERTY	754,373.21	754,373.21	0.00	0.00	100.00
001-1130-0000-000000-000	SCHOOL DISTRICT INCOME TAX	2,965,901.61	2,965,901.61	0.00	0.00	100.00
001-1219-7005-000000-000	TUITION - PRESCHOOL	5,352.50	5,352.50	0.00	0.00	100.00
001-1221-0000-000000-000	TUITION - REGULAR DAY SCHOOL	50,198.78	50,198.78	0.00	0.00	100.00
001-1223-0000-000000-000	SPECIAL EDUCATION Excess Costs/Tuition	283,794.77	283,794.77	4,042.81	0.00	100.00
001-1229-0000-000000-000	TUITION - OTHER DISTRICTS	797.19	797.19	797.19	0.00	100.00
001-1321-0000-000000-000	TRANSPORTATION FUNDS(BUS RENT-OTHER DISTRICT	656.88	656.88	0.00	0.00	100.00
001-1410-0000-000000-000	INTEREST ON INVESTMENTS	271,212.02	271,212.02	27,993.94	0.00	100.00
001-1410-1000-000000-000	Interest SDIT	6,114.23	6,114.23	0.00	0.00	100.00
001-1740-0000-000000-002	STUDENT/CLASS FEES - MAIN STREET SCHOOL	275.00	275.00	10.00	0.00	100.00
001-1740-0000-000000-004	STUDENT/CLASS FEES - LEAGUE ELEMENTARY	20.00	20.00	20.00	0.00	100.00
001-1740-0000-000000-005	STUDENT/CLASS FEES - MAPLEHURST ELEMENTARY	140.00	140.00	0.00	0.00	100.00
001-1740-0000-000000-006	STUDENT/CLASS FEES - PLEASANT ELEMENTARY	120.00	120.00	40.00	0.00	100.00
001-1740-0000-000000-007	STUDENT/CLASS FEES - NORWALK MIDDLE SCHOOL	1,875.00	1,875.00	260.00	0.00	100.00
001-1740-0000-000000-008	STUDENT/CLASS FEES - NORWALK HIGH SCHOOL	15,441.02	15,441.02	5,292.25	0.00	100.00
001-1810-0000-000000-000	RENTAL OF PROPERTY	34,254.26	34,254.26	1,700.00	0.00	100.00
001-1820-0000-000000-000	GIFTS, BEQUESTS AND DONATIONS	6,168.47	6,168.47	0.00	0.00	100.00
001-1832-0000-000000-000	SERVICES PROVIDED TO OTHER SCHOOL DISTRICTS	0.00	0.00	0.00	0.00	0.00
001-1839-0000-000000-000	BCII/FBI SCREENING FEES	11,406.25	11,406.25	527.25	0.00	100.00
001-1860-0000-000000-000	FINES	5,361.61	5,361.61	1,998.60	0.00	100.00
001-1880-0000-000000-000	PAYMENT IN LIEU OF PROPERTY TAX EXEMPTION	57,155.88	57,155.88	0.00	0.00	100.00
001-1890-0000-000000-000	OTHER REC. (JURY DUTY, ADMIN. FEES & MISC.)	26,450.26	26,450.26	24,680.72	0.00	100.00
001-1890-0000-000000-002	MISCELLANEOUS FEES - MAIN STREET SCHOOL	361.50	361.50	(2,248.99)	0.00	100.00

Norwalk City School District June 2023 Revenue Summary Report

Full Account Code	Description	FYTD Receivable	FYTD Received	MTD Received	Remaining Balance	FYTD Percent Received
001-1890-0000-000000-007	MISCELLANEOUS FEES - NORWALK MIDDLE SCHOOL	\$ 114.24	\$ 114.24	\$ 91.06	\$ 0.00	100.00 %
001-1890-0000-000000-008	MISCELLANEOUS FEES - NORWALK HIGH SCHOOL	191.41	191.41	6.00	0.00	100.00
001-1932-0000-000000-000	COMPENSATION FOR LOSS OF ASSETS	4,716.98	4,716.98	3,293.69	0.00	100.00
001-3110-0000-000000-000	FOUNDATION-STATE OF OHIO	13,675,208.28	13,675,208.28	1,136,197.13	0.00	100.00
001-3131-0000-000000-000	10% & 2.5% ROLLBACK - STATE REVENUE	748,698.11	748,698.11	0.00	0.00	100.00
001-3131-1000-000000-000	MOHO ROLLBACKS state reimbursement	687.30	687.30	0.00	0.00	100.00
001-3132-0000-000000-000	HOMESTEAD EXEMPTIONS - STATE REVENUE	237,792.97	237,792.97	0.00	0.00	100.00
001-3132-1000-000000-000	MOHO Homestead exemption state reimbursement	1,307.87	1,307.87	0.00	0.00	100.00
001-3190-0000-000000-000	Casino	169,575.03	169,575.03	0.00	0.00	100.00
001-3190-1000-000000-000	CATASTROPHIC COSTS	134,362.70	134,362.70	134,362.70	0.00	100.00
001-3211-0000-000000-000	DPIA Economic Disadvantaged - Restricted	371,264.18	371,264.18	30,628.99	0.00	100.00
001-3215-0000-000000-000	Career tech - Restricted	203,651.99	203,651.99	16,868.09	0.00	100.00
001-3216-0000-000000-000	Gifted - Restricted	130,909.55	130,909.55	11,111.97	0.00	100.00
001-3217-0000-000000-000	English Learners - Restricted	76,391.51	76,391.51	6,423.45	0.00	100.00
001-3218-0000-000000-000	Student Wellness and Success - Restricted	465,722.57	465,722.57	38,623.48	0.00	100.00
001-4120-0000-000000-000	MEDICAID IN SCHOOLS PROGRAM	176,848.44	176,848.44	99,656.76	0.00	100.00
001-5300-0000-000000-000	ADJUSTMENT & REFUNDS PRIOR YEAR EXPENDITURES	29,833.51	29,833.51	0.00	0.00	100.00
		\$ 29,028,776.58	\$ 29,028,776.58	\$ 1,542,377.09	\$ 0.00	
Full Account Code:	002-0000					
002-1111-0000-000000-000	BOND RETIREMENT-GEN REAL ESTATE TAX	892,378.07	892,378.07	0.00	0.00	100.00
002-1122-0000-000000-000	BOND RETIREMENT - PUPP TAX	49,748.84	49,748.84	0.00	0.00	100.00
002-3131-0000-000000-000	10% & 2.5% ROLLBACK - STATE REVENUE	102,945.88	102,945.88	0.00	0.00	100.00
002-3131-1000-000000-000	MOHO ROLLBACKS state reimbursement	94.51	94.51	0.00	0.00	100.00
002-3132-0000-000000-000	HOMESTEAD EXEMPTIONS - STATE REVENUE	26,489.80	26,489.80	0.00	0.00	100.00
002-3132-1000-000000-000	MOHO Homestead exemption state reimbursement	103.91	103.91	0.00	0.00	100.00
		\$ 1,071,761.01	\$ 1,071,761.01	\$ 0.00	\$ 0.00	

Norwalk City School District June 2023 Revenue Summary Report

Full Account Code	Description	FYTD Receivable	FYTD Received	MTD Received	Remaining Balance	FYTD Percent Received
Full Account Code:	003-9011					
003-1111-9011-000000-000	PERMANENT IMPROVEMENT	\$ 387,049.08	\$ 387,049.08	\$ 0.00	\$ 0.00	100.00 %
003-1122-9011-000000-000	PUBLIC UTILITY TANGIBLE PROPERTY	54,271.45	54,271.45	0.00	0.00	100.00
003-3131-9011-000000-000	PERMANENT IMPROVEMENT 10% & 2.5% ROLLBACK	36,699.44	36,699.44	0.00	0.00	100.00
003-3131-9011-100000-000	MOHO ROLLBACKS state reimbursement	33.70	33.70	0.00	0.00	100.00
003-3132-9011-000000-000	PERMANENT IMPROVEMENT - HOMESTEAD EXEMPTION	9,446.37	9,446.37	0.00	0.00	100.00
003-3132-9011-100000-000	MOHO Homestead exemption state reimbursement	52.68	52.68	0.00	0.00	100.00
		\$ 487,552.72	\$ 487,552.72	\$ 0.00	\$ 0.00	
Full Account Code:	439-9023					
439-3221-9023-000000-000	PUBLIC SCHOOL PRESCHOOL REVENUE FY23	112,000.00	112,000.00	0.00	0.00	100.00
		\$ 112,000.00	\$ 112,000.00	\$ 0.00	\$ 0.00	
Full Account Code:	507-9022					
507-4220-9022-000000-000	ESSER II FY 23 Federal Revenue	611,481.41	611,481.41	693.29	0.00	100.00
		\$ 611,481.41	\$ 611,481.41	\$ 693.29	\$ 0.00	
Full Account Code:	507-9023					
507-4220-9023-000000-000	ESSER III ARP FY23 Federal Revenue	2,038,125.21	2,038,125.21	226,322.16	0.00	100.00
		\$ 2,038,125.21	\$ 2,038,125.21	\$ 226,322.16	\$ 0.00	
Full Account Code:	507-9123					
507-4220-9123-000000-000	ARP Homeless Targeted Support FY23 Federal Revenue	1,478.80	1,478.80	1,478.80	0.00	100.00
		\$ 1,478.80	\$ 1,478.80	\$ 1,478.80	\$ 0.00	
Full Account Code:	516-9023					
516-4220-9023-000000-000	IDEA PART B GRANT REVENUE FY23	700,811.35	700,811.35	56,957.60	0.00	100.00
		\$ 700,811.35	\$ 700,811.35	\$ 56,957.60	\$ 0.00	
Full Account Code:	516-9123					
516-4220-9123-000000-000	ARP IDEA PART B GRANT REVENUE FY23	121,489.08	121,489.08	90,314.62	0.00	100.00
		\$ 121,489.08	\$ 121,489.08	\$ 90,314.62	\$ 0.00	
Full Account Code:	551-9023					
551-4220-9023-000000-000	TITLE III LEP FEDERAL GRANT REVENUE FY23	16,902.03	16,902.03	272.74	0.00	100.00
		\$ 16,902.03	\$ 16,902.03	\$ 272.74	\$ 0.00	
Full Account Code:	572-9023					
572-4220-9023-000000-000	TITLE I FEDERAL GRANT REVENUE FY23	593,576.10	593,576.10	23,932.85	0.00	100.00
		\$ 593,576.10	\$ 593,576.10	\$ 23,932.85	\$ 0.00	

Norwalk City School District June 2023 Revenue Summary Report

Full Account Code	Description	FYTD Receivable	FYTD Received	MTD Received	Remaining Balance	FYTD Percent Received
Full Account Code: 572-9123						
572-4220-9123-000000-000	TITLE I EXPANDING OPPORTUNITIES FEDERAL GRANT REVENUE FY23	\$ 15,952.23	\$ 15,952.23	\$ 4,978.33	\$ 0.00	100.00 %
		\$ 15,952.23	\$ 15,952.23	\$ 4,978.33	\$ 0.00	
Full Account Code: 584-9023						
584-4220-9023-000000-000	TITLE IV A REVENUE FY23	50,388.91	50,388.91	3,325.00	0.00	100.00
		\$ 50,388.91	\$ 50,388.91	\$ 3,325.00	\$ 0.00	
Full Account Code: 587-9023						
587-4220-9023-000000-000	EARLY CHILDHOOD SPECIAL ED REVENUE FY23	29,851.99	29,851.99	9,748.58	0.00	100.00
		\$ 29,851.99	\$ 29,851.99	\$ 9,748.58	\$ 0.00	
Full Account Code: 587-9123						
587-4220-9123-000000-000	ARP IDEA EARLY CHILDHOOD SPECIAL ED REVENUE FY23	5,308.84	5,308.84	3,952.29	0.00	100.00
		\$ 5,308.84	\$ 5,308.84	\$ 3,952.29	\$ 0.00	
Full Account Code: 590-9023						
590-4220-9023-000000-000	TITLE II GRANT REVENUE FY23	73,548.48	73,548.48	24,515.79	0.00	100.00
		\$ 73,548.48	\$ 73,548.48	\$ 24,515.79	\$ 0.00	
Full Account Code: 599-9023						
599-4220-9023-000000-000	SCHOOL SAFETY GRANT OFCC	600,000.00	600,000.00	0.00	0.00	100.00
		\$ 600,000.00	\$ 600,000.00	\$ 0.00	\$ 0.00	
Grand Total		\$ 35,559,004.74	\$ 35,559,004.74	\$ 1,988,869.14	\$ 0.00	